

Argyll and Bute

Additional Information in Support of the Child Poverty Action Plan

Geography, Demographics and Challenges:

It is recognised that the causes of child poverty relate to a complex blend of economic, social, political and individual factors. Economic factors will include the structure of the local labour market, including insecure employment, low and seasonal pay and a lack of opportunity for personal development and promotion, particularly for young people. These are important factors in Argyll and Bute where there are no large scale industrial developments and the biggest employers are the public sector, tourism, fishing and forestry. Access to work is an issue with a higher than average percentage of our population living in rural areas and on 23 populated islands.

Argyll and Bute is the second largest local authority in Scotland at 690, 899 hectares. It is also the third most sparsely populated area with only 13 people per square kilometre. Difficulty getting to employment and the challenges of that work often being seasonal and zero hours contracted in nature is a particular challenge in Argyll and Bute and can disadvantage certain groups more, for example young people, people with a disability or a disabled child, lone parents, people with young children and people leaving care.

Argyll and Bute covers a very large geographical area and is the second largest local authority by area in Scotland covering almost 9% of the total Scottish land area (Census 2011). The area's population of 86,810 (National Records of Scotland's 2017 Mid-Year Population Estimates,) live within an area stretching from Helensburgh and Dunoon along the Clyde, Loch Lomond to the East, the Mull of Kintyre to the south, Atlantic Islands to the west, and the Sound of Mull and Appin to the north. Argyll and Bute has the third most sparse population density of the 32 Scottish local authorities, with an average population density of just 0.13 persons per hectare compared to the Scottish average of 0.70 persons per hectare (Mid-Year 2017 Population Estimates). Nearly half of Argyll and Bute's population (48.4%) live in areas classified by the Scottish Government as 'rural' while 17% live on islands. 80% of Argyll and Bute's population live within 1km of the coast. Argyll and Bute has 23 inhabited islands (Census 2011), more than any other local authority in Scotland. The physical geography of the area has restricted development of the road network in the area and leads to high levels of reliance on ferries for travel.

The Scottish Index of Multiple Deprivation 2016 identified ten data zones in Argyll and Bute as being in the 15% most overall deprived data zones in Scotland. These ten are all located in towns (Helensburgh, Dunoon, Rothesay, Campbeltown and Oban). 56 of Argyll and Bute's 125 data zones (45%) are amongst the 20% most geographic access deprived data zones in Scotland. The Council area is divided up into four Administrative Areas, which are frequently used for service planning within the area. These are:

- Bute and Cowal.
- Helensburgh and Lomond
- Mid Argyll, Kintyre and the Islands
- Oban, Lorn and the Isles

Population Changes:

Argyll and Bute is dealing with population changes that are likely to impact on children, families and the ability to deliver services to them. 2016-based population projections, published by the National Records of Scotland indicate that within Argyll and Bute, there will be:

- A decrease in the total population of 3.4% over the next 10 year projection period (2016- 2026)
- A decrease of 6.4% in the number and proportion of 0 to 15 year olds
- A decrease of 36.3% in the number and proportion of 16 - 64 year olds - working age population
- An increase of 1.8% in the number and proportion of 65 to 74 year olds
- An increase of 30% in the number and proportion of individuals age 75 and over.

Source: National Records of Scotland 2016 based Population Projections by Council Area in Scotland

It is notable only 3.2% of the population of Mull, Iona, Coll and Tiree are aged 17 – 21 years. Bute (3.6%) and Cowal (4%) have the lowest proportion of the youngest children (0 – 4 years).

The Economy:

The pattern of employment in Argyll and Bute is different to the Scottish norm with levels of employment in agriculture, forestry, fishing and tourism-related sectors being far higher than Scottish average. There are however low levels of employment in manufacturing and finance sectors. The Argyll and Bute Rural Growth Deal 2018 report notes that 38% of people are in “higher level occupations”; 36% are in “mid-level occupations” and 26% are in “lower level occupations.”

It is estimated that between 2018 and 2028 the working population of Argyll and Bute *(16-64 years) will drop by 12% or 6,400 people. This may produce a labour shortage in some areas employment which, if education, training and recruitment is managed well, may provide an opportunity to bring more families out of unemployment and low incomes. However it is likely that some jobs will remain low paid, seasonal and possibly zero hours contracted; for example in the tourist and hospitality industries.

Unemployment rates in Argyll and Bute are currently below the national average although, area rates can vary according to time of year due to seasonal employment. In July 2018 the Argyll and Bute Claimant Count of people that are on JSA, or searching for work on Universal Credit, recorded 845 in total with 160 in the 18 to 24 age range. The overall figure indicates a steady decline in unemployment and equates to a 49% drop since 2013. The Annual Population Survey 2017; Regional Employment Patterns in Scotland noted that:

Statistically significant decreases between 2007 and 2017 were seen in Argyll and Bute (down 1.2 percentage points from 4.0 percent to 2.8 percent).

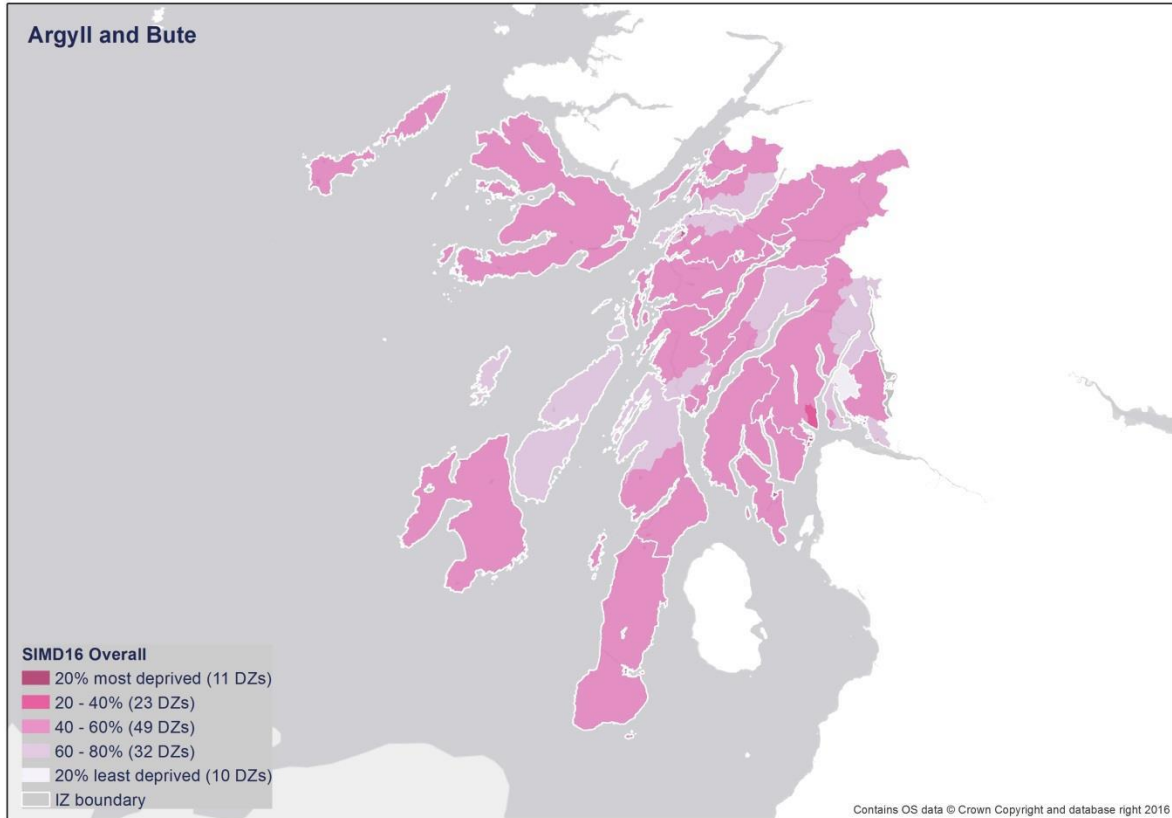
However rural areas suffer from a reliance on temporary and seasonal employment, and a lack of stable, full-time job opportunities. The Poverty and Social Exclusion-UK Survey shows that those in remote rural areas do rely more on part-time work, especially men. Figures from NOMIS show that the average weekly wage for fulltime workers in Argyll and Bute has dropped slightly from 2010 to 2017, compared with Scotland as a whole which has risen considerably.

Areas of Deprivation:

Data generated in January 2018 from the End Child Poverty organisation has shown that there are 3106 children (20.4% of children) living in poverty in Argyll and Bute. Some areas of Argyll and Bute have much higher levels of poverty than others, and we often call these 'deprived neighbourhoods' as a result of area-based measures of poverty such as the Scottish Indices of Multiple Deprivation (SIMDs). However, we recognise that there are people living in poverty in all of our communities, and therefore we challenge the view that poverty can solely be determined by where you live.

The results for Argyll and Bute from the SIMD 2016 shows:

- four data zones in the 10% most overall deprived data zones
- 11 data zones in the 20% most overall deprived data zones
- nine data zones are in the 20% most income deprived data zones.
- six data zones are in the 20% most employment deprived data zones
- six data zones are in the 20% most health deprived data zones
- 10 data zones in Argyll and Bute in the 15% most overall deprived data zones.
- eight data zones are in the 15% most employment deprived data zones.
- 12 data zones are in the 15% most health deprived data zones.
- 41,738 people live in the 53 data zones (38%) that are amongst the 15% most access deprived data zones.
- 13 of Argyll and Bute's data zones – more than 10% – are in the 1% most access deprived data zones.



The most access deprived data zone in Scotland covers the islands of Coll and Tiree. All of the data zones that are in the 15% most Overall, Income, Employment and Health deprived data zones in Scotland are in our main towns. Conversely, access deprivation is most pronounced in our rural areas. National statistics tell us that families with children are very much the biggest group in poverty, followed a long way behind by single men and then pensioners. Also we need to be mindful that the budgets required by households to meet a minimum acceptable standard of living in remote and rural Scotland have been found to be between a tenth and a third more than in urban parts of the UK (Centre for Research in Social Policy, Loughborough University 2016). The additional costs come from costs of travelling, heating, and costs of delivery of goods.

Whilst child poverty exists in both Argyll and Bute's towns and rural areas, it can be seen that there are particular issues that relate to rural areas. These include low incomes (seasonal, short-term and minimum wage employment); fuel poverty (off-grid and older houses); difficulties in accessing services (health and social care, employment, training, education, retail); transport costs and shortages.

Data Zone	Data zone name	Rank	Vigintile	Income rate
S01007399	Helensburgh East - 02	246	≤ 5%	34%
S01007366	Dunoon - 01	272	≤ 5%	33%
S01007346	Rothesay Town - 03	391	5-10%	31%
S01007368	Dunoon - 03	426	5-10%	31%
S01007295	Oban South - 07	782	10-15%	26%
S01007345	Rothesay Town - 02	806	10-15%	25%
S01007398	Helensburgh East - 01	808	10-15%	25%
S01007334	Campbeltown - 02	902	10-15%	25%
S01007336	Campbeltown - 04	1023	10-15%	24%
S01007350	Rothesay Town - 07	1043	10-15%	23%

The ten most income deprived Data Zones and the percentage of the population who are income deprived

Percentage of children in poverty, July-Sept 2017	BEFORE HOUSING COSTS		AFTER HOUSING COSTS	
	No of children	%	No of children	%
Local Authority and wards*				
Argyll and Bute	1,939	12.74%	3,106	20.40%
South Kintyre	196	15.67%	309	24.73%
Kintyre and the Islands	113	11.93%	181	19.14%
Mid Argyll	168	12.06%	270	19.39%
Oban South and the Isles	218	11.14%	352	17.96%
Oban North and Lorn	179	10.51%	289	16.99%
Cowal	178	17.26%	278	27.00%
Dunoon	222	16.79%	351	26.57%
Isle of Bute	174	17.84%	273	27.98%
Lomond North	182	13.31%	291	21.26%
Helensburgh Central	215	13.41%	343	21.42%
Helensburgh and Lomond South	109	6.45%	179	10.60%
* ward boundaries as of 2013				

Source: End Child Poverty, Scotland Local Authorities Data

Households:

There were estimated to be 41,040 households in Argyll and Bute in 2016, with an average household size of 2.06 people, lower than the Scottish average of 2.16 people. Between 2016 and 2026, the number of households in Argyll and Bute is projected to increase from 41,040 to 41,531. This is a 1.2% increase, which compares to a projected increase of 6.4% for Scotland as a whole

There were estimated to be 2,179 households with one adult and 1 or more children in 2016 and this is projected to increase to 2,311 in 2026 (+6.1% change). The number of households with 2+ adults and 1 or more children is projected to decrease over the same time period from 6,393 in 2016 to 5,426 in 2026 (-15.1% change).

Source: National Records of Scotland.

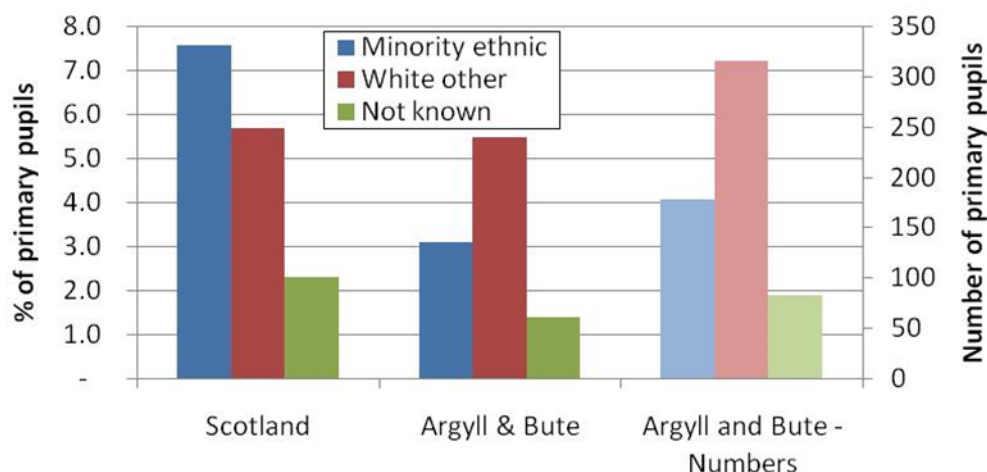
476 applications for homelessness were made to Argyll and Bute Council in 2016/17, including 133 from households containing children and 21 from young people aged 16-17.

Given our rural and island population levels it is perhaps worth noting that the 2011 Scottish Census results showed that 23.4% of households in Argyll and Bute did not have access to a car or van, as opposed to the national average of 30.5 %. This demonstrates the practical need to have a car in rural areas, despite the strain this may place on the household budget. In the 2011 census it was also noted that 5.1% of respondents, in Argyll and Bute, noted train travel for study, as opposed to the national average of 2.9%. Hence good public transport is one of the ways in which we must address child and household poverty.

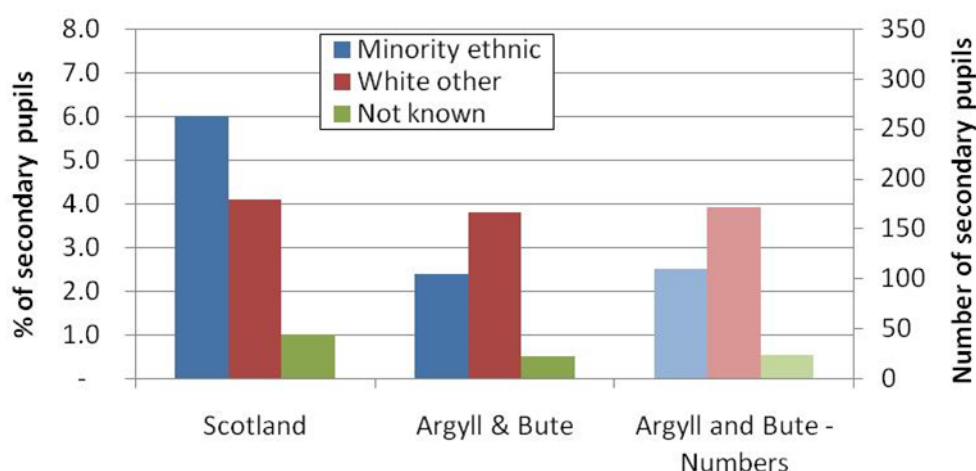
Ethnicity:

Argyll and Bute has smaller numbers of ethnic minority children and young people than is the Scottish average; however there are still significant numbers. Across primary and secondary school, there were 19 children identified as refugees. The local authority is housing and looking after Syrian refugee families on and Isle of Bute. 283 pupils spoke another main language at home (other than English, Gaelic, Scots, Doric or Sign Language). Polish, Scots and Arabic were the most common languages other than English. 214 pupils identified English as an additional language of which 154 were not competent in English. Argyll and Bute has 185 primary pupils receiving Gaelic medium education in 6 schools.

Proportion and number of primary school children by ethnicity



Proportion and number of secondary school children by ethnicity



Source: 2016 Pupil Census, publicly funded schools, Scottish Government

Research shows that some groups nationally experience greater inequality. For example young Gypsy Travellers experience inequalities from an early age. As a result of where they live, the relevance of service provision and/or their experiences of discrimination, children and young people often face:

- A lack of access to pre-school, out-of-school and leisure services
- Low participation in secondary education with negative experiences/bullying given as the reason for leaving at an early age
- Poor and declining educational attainment with low levels of literacy and numeracy
- Uncertainty around their accommodation and potentially their relationship with people living in the vicinity
- A sense that their needs and identities are not being reflected or met within mainstream services

Where Gypsy Travellers Live Equal Opportunities Committee Enquiry 2012

In Argyll and Bute, ACHA (Argyll Community Housing Association) provides two sites for Gypsy / Travellers and the average weekly cost per pitch is £48.14 whilst the national average is £68.06. This assists in the provision of secure and appropriate housing for Gypsy / Traveller children and young people.

Religion:

Data from the 2011 Census for Scotland did not suggest a diverse picture in terms of religion. 59% of respondents stated that they were Christian; as opposed to 70% in 2001. 32% indicated that they had no religion; as opposed to 23% in 2001. 8% did not respond; 1% indicated another religion and there was a recording of 0.2% for Muslim.

Education:

There are ten secondary schools and seventy seven primary schools and one school for pupils with complex additional needs in Argyll and Bute. There are 3 special schools in Argyll and Bute with a total of 27 pupils in 2016. Due to population changes, School rolls are declining; 25% of schools have less than 20 pupils.

Argyll and Bute spends £5775 per pupil / per year in Primary School settings, as opposed to the national average of £4788, and this reflects the challenges of providing Schools to a wide range of island and remote areas. The figure for Secondary Schools is £8433 as opposed to a national average of £6806. There are two School Hostels (Oban and Dunoon) that accommodate Secondary pupils from remote and island communities during the School week. Whilst larger islands (Tiree and Mull) do have a secondary provision, many prefer to send their children to mainland schools.

In 2018 Argyll and Bute Schools were above the current national performance in Scottish Qualifications Authority (SQA) examinations in all four of the national measures; National 4, National 5, Higher and Advanced Higher. The local Government Benchmarking Frameworks shows that Argyll and Bute has 43% of Secondary School pupils achieving 5 plus awards at SCQF level 5 or higher; this compares with a national average of 41%. However only 15% of these pupils achieve five or more awards at level 6 or higher, as opposed to the Scottish average of 16%.

The Skills Development Scotland, 2018 Annual Participation Measure Report, summary for Argyll and Bute notes that 94.2% of 16 to 19 year olds were participating in education, training or employment compared to 91.8% nationally.

It is also worth noting that School exclusion rates for looked after children in Argyll and Bute is lower than the Scottish national average. This reflects the success of a Corporate Parenting Board led strategy to work quickly and in a multi-agency manner, to prevent and resolve School exclusions for looked after children and young people.

Fuel Poverty:

Research has shown that growing up in a cold home is linked to an increased risk of depression and anxiety. (Green G, Gilbertson J. Warm front: better health: Health impact evaluation of the warm front scheme. Sheffield: Sheffield Hallam University, Centre for Regional Social and Economic Research; 2008.)

Fuel Poverty is a factor that affects many families in Argyll and Bute and one that must be considered when looking at the picture of child poverty. The Scottish Government definition of fuel poverty is:

A householder is in fuel poverty if, in order to maintain a satisfactory heating regime, it would require to spend more than 10% of its income on all household fuel use. If over 20% of income is required, then this is termed as being in extreme fuel poverty.

There are three main causes of fuel poverty:

1. Low Incomes
2. High Fuel Bills
3. Energy Inefficient Properties

The Scottish House Condition Survey 2017 estimates that approximately 48% of households in Argyll and Bute are in fuel poverty; against a Scottish fuel poverty rate of 30.7% - and is ranked in the top five most fuel poor Local Authority areas in Scotland. Additionally, the SHCS identifies that 16% of Argyll and Bute are in extreme fuel poverty, compared to the Scottish rate of 9% - which again is ranked in the top five most extreme fuel poor Local Authority areas in Scotland.

Addressing fuel poverty is a priority in Argyll and Bute. Energy Efficiency Standard for Social Housing (EESH) The EESH was introduced in 2014 and reviewed in 2017. It aims to encourage landlords to improve the energy efficiency of social housing in Scotland; and supports the Scottish Government's vision of warm, high quality, affordable, low carbon homes and a housing sector that helps to establish a successful low carbon economy across Scotland. The national target is for all eligible RSL properties to be fully compliant by 2020. In 2018 over 86% of the RSL stock in Argyll & Bute met the standard (excluding exemptions).

- ACHA – 84%
- Bield – 95%
- Dunbritton – 93%
- Fyne Homes – 86%
- West Highland – 95%

In Argyll and Bute ALlenrgy is involved with a wide range of projects to address fuel poverty and support vulnerable families. This includes:

- Offering free home visits, income maximisation checks and advice;
- Advisors offer informal advice, presentations, and free training workshops to health and social care workers, carers, community groups and individuals/households;
- Energy Advice Drop In events held at neutral and accessible venues;
- Joint workshops with Digital Skills Partners (Council's Adult Learning Team) to offer digital support to check tariffs online, complete HES' online home energy check and open/access online accounts with suppliers. Scheduling monthly drop in sessions with ACHA to help increase joint MSA clients;
- Focus on circular economy investigating the use of local waste streams – nutrients and carbon dioxide (by-products of distilleries and agricultural processes); use of stranded timber resource; local end use of algal products displacing imports;
- Addressing public understanding and awareness of the need to use renewable energy sources.
- Delivering workshops to schools and seeking engagement with community groups
- Organising events to raise awareness among families and young people of the career opportunities available within STEM subject areas.

Housing:

Owner occupation remains the predominant tenure within Argyll & Bute and at 66.5% of all occupied households is higher than the national average of 61.9%. The Private Rented Sector is also higher than the national average (12.5% compared to 11.1%), while the RSL sector is below the national average. Between 2001 and 2011, the owner occupied sector increased slightly while the social rented sector declined notably and the private rented sector was relatively stable.

Housing is an issue that contributes to child poverty and the availability and nature and costs of housing impacts on the cost of living of individual households and the wider economy. A good housing environment can make a difference to the experiences of children, young people and their families. This is recognised in Argyll and Bute and the Local Housing Strategy Annual Report 2017-2018 and in order to facilitate this the council restructured services in 2017/18, bringing Housing together with Planning and Regulatory Services under the single department of Development & Infrastructure. This will enhance the existing close partnership working between Housing and Planning.

An issue that makes effective planning with regards to housing in Argyll and Bute, is the predicted and evidenced decline in our population.

Published by the NRS in April 2018

Despite this and the fact that local house prices have not matched national increases in recent quarters; the ability to purchase homes remains beyond many people's grasp.

Household Income 2017 (Source: CACI Paycheck)

Average Lower Quartile

Scotland £36,139 £15,553

Argyll and Bute £35,053 £15,774

Affordability

1. Average house price - £152,911

House Price to household income ratio - 4.4

65.3% of households can't afford average house price

2. Lower Quartile house price - £78,750

House Price to household income ratio – 5.0

32.3% of households can't afford lower quartile price

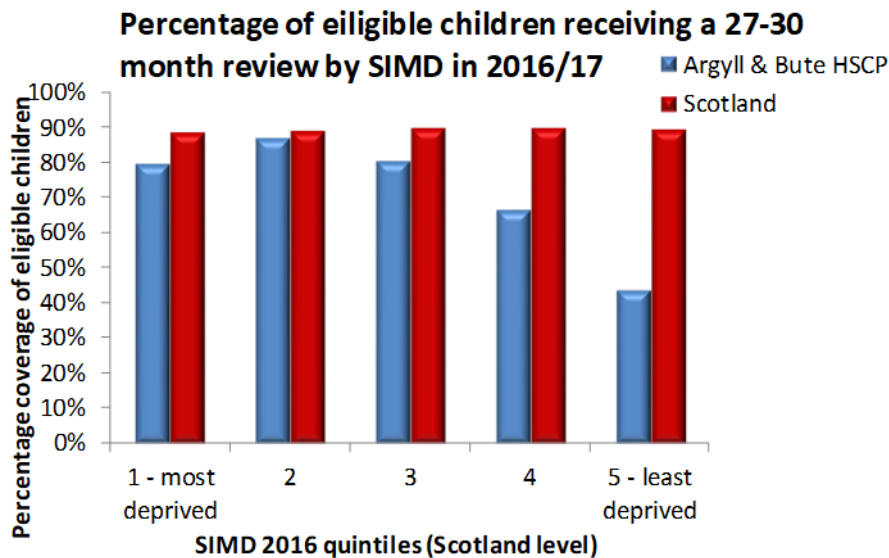
Through its Strategic Housing Investment Plan (SHIP) the council is attempting to provide more affordable housing for rent. The SHIP partners delivered 75 new affordable homes in 2017/18, bringing the cumulative two-year total up to 229 and therefore exceeding the two-year target of 220; and delivering 42% of the five year target.

It is noted that there are particular difficulties for people in tourist areas, such as Oban, Lorn and the Isles where private landlords often give preference to high paying holiday lets. Coll and Tiree constitute the smallest HMA in the authority, and are most affected by house purchasers from out with the area – less than a third of sales are to local residents. Average house prices have been among the highest in Argyll & Bute (albeit the number of sales are very small) and this area has been the least affordable to local households with a price-to-income affordability ratio of 5.9. Between 2003 and 2013, the total number of dwellings on the islands increased by almost 11%. Proportionately, this HMA has the highest level of ineffective stock in Argyll & Bute, by far, with over two thirds being second/holiday homes or long-term vacant properties. In 2015 there were 58 social rented homes, which amounts to less than 1% of the total RSL sector in the authority. Demand for RSL properties is numerically low but given limited turnover in existing stock the pressure ratio is relatively high at 6:1.

Partners in Home Argyll are attempting to increase and improve the stock of social housing; it also works with private landlords and home owners to improve housing conditions. Attempts are made to maintain rents at an affordable level; ACHA for example rents at 3.8% below the national average for Registered Social Landlords.

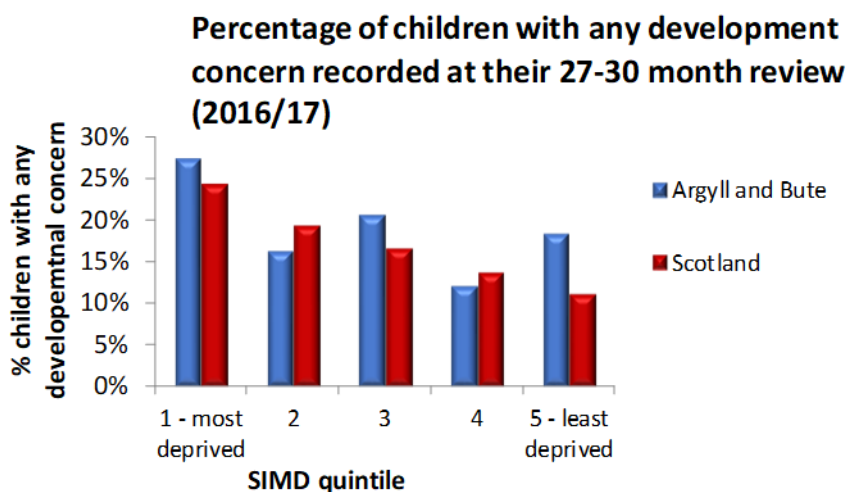
Health:

The Local Government Benchmarking Frameworks shows that in Argyll and Bute 74% of children met their developmental milestones; this is compared to the Scottish national average of 72%. However the percentage of children receiving a 27-30 month review was lowest in the least deprived SIMD quintile in Argyll and Bute. Areas within the least deprived quintile are all within Helensburgh and Lomond. Caution should be used when interpreting this data due to relatively small numbers of children with the most deprived quintile in Argyll and Bute. However, this pattern was consistent across years suggesting lower uptake in these areas (Source: Information Service Division (ISD) open source data).

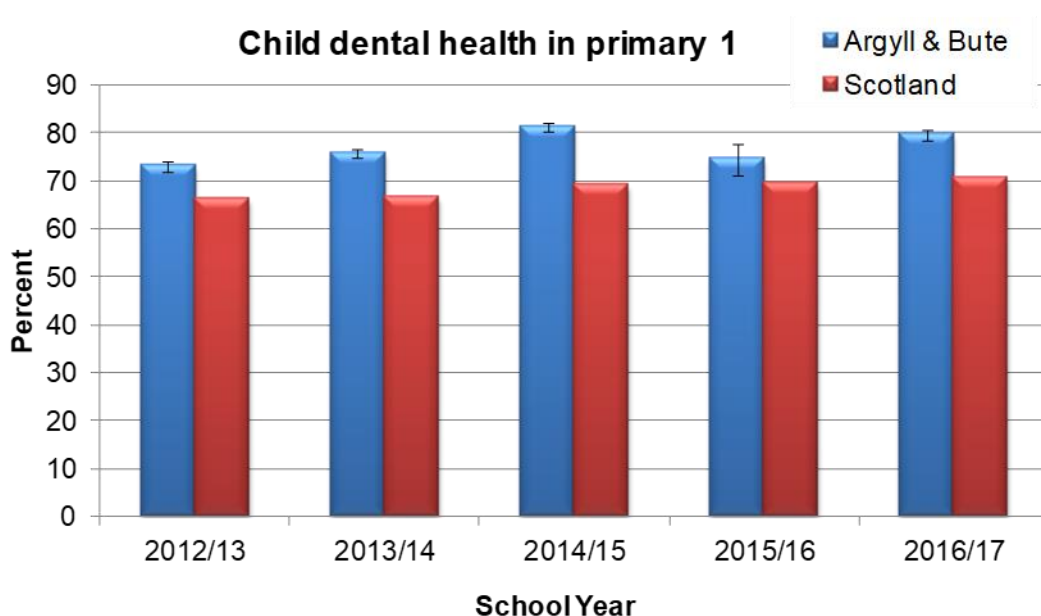


81% of reviews carried out had In 2016/17 Argyll and Bute had meaningful development data across all domains, similar to 80% for Scotland as a whole.

Due to small number of children in each quintile, and particularly in quintile 5, where uptake was low, caution should be used when interpreting the number of children with any developmental concern by SIMD. In general, Argyll and Bute data shows a similar trend to that in Scotland as a whole: those living in the most deprived areas are most likely to have a concern highlighted in their 27-30 month review.



The picture for dental care in Argyll and Bute is a positive one. Dental screening in primary 1 and 7 school years provides an estimate of the percentage of children with no obvious decay experience. This was 80% of P1 and 85% P7 children in Argyll and Bute in 2016/17, both were statistically significantly 'better' than National average (ScotPHO).



Disability:

Disability is an important factor when considering the drivers of child poverty in Scotland and the 2011 census noted that 1 in 5 people (20%) living in Scotland had a long term limiting health problem or disability. A survey (Fair Society, Healthy Lives: Strategic Review of Health Inequalities in England Post 2010, The Marmot Review) showed that in households in which someone received disability benefit, 24% of children and young people have a mental health problem compared with fewer than 1 in 10 (8%) for those that received no disability benefit.

It is also important not to consider this factor in isolation when looking at poverty.

If we are to achieve our aim of full equality and human rights for disabled people in Scotland, then we must take account of all disabled people, including disabled children, young people and older people. We also have to understand how other characteristics such as age, sex, race, religion, sexual orientation, transgender identity or being a Gypsy Traveller can impact on a disabled person's experiences and use this understanding to shape our actions. And we must be aware of the particular issues affecting disabled people living in rural or island communities.

A Fairer Scotland for Disabled People; Scottish Govt. 2016

Our Housing policies encompass the difficulties and requirements of disabled persons and include plans to build more disability friendly housing and grants to adapt private sector housing. Housing is a key factor to addressing the impacts of childhood poverty and some of the causal factors in relation to physical and mental well-being. David Ayre in his paper: "Poor Mental Health; the links between childhood poverty and mental health problems (The Children's Society; March 2016, P.17) noted:

The quality of housing has an impact on a number of outcomes for children and young people, particularly their physical and mental health. This is shown to be a result of the number of people living in the accommodation, the ability to adequately heat it, and the type of accommodation itself.

Adverse Childhood Experiences (ACE's):

The term adverse childhood experiences (ACE's) is used to describe a wide range of stressful or traumatic experiences that babies, children and young people can be exposed to whilst growing up. The term was first introduced as part of the American Adverse Childhood Experiences Study. This study found that as the number of adverse childhood experiences increased for the individual child, so did the risk of experiencing a range of physical and mental health conditions during the course of their lifetime.

Argyll and Bute recognises the importance of adverse childhood experiences and the need to tackle these by supporting children and their families, from their earliest years. Professor Hugo Van Woerden (Director of Public Health and Health Policy, NHS Highland) in his 2018 report "Adverse Childhood Experiences, Resilience and Trauma Informed Care" stated:

The role of systems and services and our individual practice is to prevent adversity where possible and when it occurs, to offset harmful effects, while at an individual level, supporting each of us to have the skills and capacity to understand and make sense of the experience of adversity when it occurs.

Argyll and Bute have set up a dedicated Steering Group to coordinate interventions and look at impacts such as on health, achievement, employment, deprivation and family life. It is acknowledged that impacts of adverse childhood experiences can be mitigated and that preventative action and spending can make a difference. Such action is essential to combatting child poverty as the GUS study found that Scottish children living in a household in the lowest income band are more than six times as likely to have experienced multiple adverse experiences by the age of eight, than those in the highest income bands. Poverty impacts on relationships, mental and physical health and resilience. It is important for Child Poverty Action Plans to appreciate this and demonstrate what actions will be taken to tackle this issue.

Appendix A – Action Points to Address Child Poverty in Argyll and Bute:

1. Increasing Income from Employment:

Action e.g. new services offered, increasing flexibility of existing services Who action is carried out by	Who action is carried out by e.g. list of all those partners involved in action	Resources allocated	How impact has / will be assessed	Timescale for action	Group(s) the action is intended to reduce poverty amongst e.g. who is service targeted at and who is using it
Skills Development Scotland / School Service - Service focused on S3–S6 who are considered to be most at risk of not making a positive progression from school, helping those young people to develop their career management skills and move onto education, employment or training when they leave school. Additional inputs as required focused on particularly vulnerable groups e.g. learning support units in school.	Careers Advisers (targeted group agreed with school guidance teachers)	Team of advisers across Argyll & Bute	Participation measure (SDS measure of the extent young people have been participating in work or learning)	April 2019 – March 2020	Range of targeted groups including young people who are care experienced, have learning needs, low level of qualifications, lowest SIMD indicators
Skills Development Scotland / Post School Service Next Steps: Service to support young people aged 16 – 18 (extended to 26 for care experienced young people) who are unemployed,	Next Steps Advisers	Team of Advisers across Argyll & Bute	Participation measure (SDS measure of the extent young people have been participating in work or learning) sustaining a positive destination	April 2019 - 2020	Young people who are unemployed.

<p>helping them to build up their career management skills and move on to and sustain a range of options as appropriate: Activity Agreements, Employability Fund and other training programmes, education, employment</p>					
<p>Skills Development Scotland / Post school service; adults: Working in partnership with a range of partners to support local job clubs helping unemployed adults to develop their career management and employability skills and move into employment.</p>	<p>Range of partners in different locations including: Community Learning, Job Centre Plus, Workingrite, Employability Team, Carr Gomm, Third Sector Interface</p>	<p>Representatives from each organisation support the running of the job clubs</p>	<p>Unemployment rates</p>	<p>April 2019 – March 2020</p>	<p>Adults who are unemployed or underemployed. Adults with a range of barriers including learning needs/disabilities</p>
<p>Skills Development Scotland / Care Experienced: Work in partnership with Throughcare/After Care workers to support young people who are care experienced. Active members of Throughcare/After Care local and central forums.</p>	<p>Range of partners in different locations including: Community Learning, Job Centre Plus, Workingrite, Employability Team, Carr Gomm, Third Sector Interface</p>	<p>SDS Post school advisers</p>	<p>Participation measure</p>	<p>April 2019 – March 2020</p>	<p>Care experienced young people.</p>
<p>Fair Start Scotland: Offer specialist support to long-term unemployed people and claimants with health conditions, disabilities and a range of other complex barriers</p>	<p>Employability Team</p>	<p>Pre-work support of 12 to 18 months and high quality in-work support for 12 months. Service works closely with specialist health services, specialist</p>	<p>Statistics / numbers supported and completing the programme of support / participant feedback.</p>	<p>Started on 03/04/2018.</p>	<p>Unemployed people with health problems, disabilities, complex needs, and care experienced young people and offenders.</p>

at risk of becoming long-term unemployed to find and retain work.		intervention partners and experts. For disabled customers who require intensive support, supported employment and individual placement and support is available.			
The Employability Fund is delivered on behalf of Skills Development Scotland. This service is also voluntary and supports employability, vocational training and employment opportunities linked to the local labour market.	Employability Team	All participants are offered SQA accredited courses therefore the Employability Team work in partnership with the Council's Adult Learning and Literacies Service who host the Council's SQA accreditation centre.	Statistics / numbers supported and completing the programme of support / participant feedback.	2018 - forward	Vulnerable people / those requiring literacy and numeracy support.
Those involved in Fair Start Scotland and The Employability Fund are offered a range of additional supports:	Employability Team	<ol style="list-style-type: none"> 1. Individual Action/Training Plan 2. Confidence Building: One-to-one or group sessions, to look at setting goals to encourage building self-esteem, positive thinking, self-marketing and general well-being. We aim to support and progress individuals who experience mental and emotional stress, signposting as appropriate. 3. Motivation: Goal setting / individual Action / Training Plans. 	Statistics / numbers supported and completing the programme of support / participant feedback	2018 - forward	Unemployed people with health problems, disabilities, complex needs, and care experienced young people and offenders. Those with literacy and numeracy problems.

		<p>4. Work experience/Work Tasters:</p> <p>5. Mentoring:</p> <p>6. Employability Skills:</p> <p>A key focus under employability skills is to support participants to prepare them for work. Aim is to focus on skills gaps aligned to sustainable job opportunities</p>			
Tourism and Food & Drink Industries Workforce Survey	IBP Strategy and Research. Employability Team.	Conducted a workforce survey looking at the recruitment and retention problems of the food, drink and tourism industries in Argyll and Bute.	Actions to be formulated around, recruitment, training and retention. .	Completed December 2018. Final report signed off in January 2019. Agreed actions to be taken forward.	Unemployed people. Young people seeking employment and training.
Develop new businesses and encourage start-ups that will provide additional jobs.	Business Development / Business Gateway	Advice, business support, grants.	In year to June 2018 there were 104 new start-ups against a target of 100.	Target exceeded in 2018. Ongoing programmes and quarterly / annual monitoring	Unemployed; new jobs have been created
Ensure and Effective Roads Asset Management Plan (RAMP). This is in place 2017-2020. Roads kept fit for purpose and facilitating main economic areas of tourism, food, forestry, fisheries, farming etc.	Roads and Amenity Services.	Inspect, review and assess to manage a policy or pre-emptive repair and development.	Assessed against agreed national and local quality standards and outcomes. Further actions are planned to improve the capture of feedback from individuals and communities.	2018 – Assessed and reviewed annually.	Those requiring adequate access for employment, education, social interaction etc.
Energy Education and Skills Development – working with young people, families and	ALlenergy	Awareness raising / training in new skills. Liaison with Schools and Colleges.	Number of activities / feedback from recipients, communities and partners	Annual Reporting	Young people and others seeking new skills and employment

communities to encourage careers in the sustainable energy sector					
Employment – ACHA attends job fairs, has apprenticeships and encourages firms we contract with to provide apprenticeships.	ACHA (Housing Association)	Provision of employment and training	Feedback from recipients of the service. Statistics on take up and improvements to income as a consequence.	Annual Review of progress	Unemployed Young People
Improve our approach to improving the curriculum links between schools and colleges.	Education Management Team School Staff Community partners	Working in partnership with the Learning and Development team to support 6 ELC Modern Apprenticeships and 3 Foundation Apprenticeships across Argyll and Bute; Work with education partners such as Argyll College to ensure Looked After Children have equitable advice and guidance regarding progression to post-school Further Education and Higher Education opportunities.	Quality Improvement Team school visits and reporting Annual Education Plan	Data and monitoring; annual reporting	Young people
Provide additional learning support for those with learning difficulties / mental health problems / poor School attenders etc.	University of the Highlands and Islands: Argyll College. Student support Services	Personal Learning Support Plans / trained support staff / laptops / WIFI access / software / one to one tutoring / other as necessary	Feedback from Students / review of services provided	Annual Review	Students with protected characteristics; Students experiencing financial hardship
Provide additional support for those from deprived areas /	University of the Highlands and Islands: Argyll	Personal Learning Support Plans / trained support staff / laptops /	Feedback from Students / review of services provided	Annual Review	Students with protected characteristics; Students experiencing

experiencing financial barriers	College. Student Support Services	WIFI access / software / one to one tutoring / other as necessary			financial hardship
To identify the products, services and works Argyll and Bute Council procures that generate the greatest capacity to enhance social outcomes. These include activities such as employment, training, knowledge transfer and environmental outcomes	Argyll and Bute Council Procurement Team	Procurement Team. Sustainability Lead Officer. The Procurement Team will offer support and guidance by providing direction and assistance in the identification, evaluation, capture, monitoring and reporting of CBCs throughout the life of a contract.	Employment. Training. Social, Environmental and Economic Improvement	As agreed for the period of the individual contract.	Community; those requiring training and employment. Young people are assessed to be a priority group.
Provide a guaranteed interview for care experienced young people applying for courses	University of the Highlands and Islands: Argyll College. Student Support Services	Staff support / liaison with other agencies supporting the young people as necessary	Feedback from Students / review of number care experienced young people who apply for and attend courses	Annual Review	Care Experienced Young People

2. Increasing Income from Social Security:

Action e.g. new services offered, increasing flexibility of existing services Who action is carried out by	Who action is carried out by e.g. list of all those partners involved in action	Resources allocated	How impact has / will be assessed	Timescale for action	Group(s) the action is intended to reduce poverty amongst e.g. who is service targeted at and who is using it
Money Skills Argyll. Increase the number of people using the services in the three year period 2017 – 2020.	Money Skills Argyll Consortium (C.A.B., Bute Advice, Argyll Networks, Carrgomm, ALI Energy, ACHA, Council)	Income maximisation and advice (see also in reducing the cost of living).	They will increase the number of people engaging with the service over the next 3 years. They will demonstrate an increase in those with improved money management skills and positive outcomes as a result of engagement.	2017 - 2020	Those requiring benefits advice.
Provide advice & support on Welfare Rights and financial issues.	Housing Consortium / ABC Welfare Rights Team	Welfare Rights area teams offering free advice appointments and attendance at appeal hearings; help to find solutions & maximise income	Income maximisation monitored through successful applications to state welfare & total additional income generated will be reported annually.	£10m additional income generated through Welfare Rights by 2020	Low income & vulnerable households
Maximise the use of the PRS as an affordable housing option	ABC Housing Services	Rent Deposit Guarantee Scheme	Monitor uptake of scheme	Annual reports	Low income households unable to afford/access private rental deposits without support.

Welfare Rights Service – we've received funding for a number of years to provide a service to ensure take up of benefits is made easier for tenants. Take up of the service is significant and we have figures showing the income to Argyll and Bute area.	ACHA (Housing Association)	Provision of benefits advice service to tenants	Feedback from recipients of the service. Statistics on take up and improvements to income as a consequence.	Annual Review of the service	Families on benefits
Ensure all students are receiving all benefits, bursaries, EMA and grants / student loans to which they are entitled	University of the Highlands and Islands: Argyll College. Student Support Services	Engagement of trained staff; signposting to other relevant organisation	Feedback from Students / review of services provided	Annual Review	Students / Young People and their families
Ensure Care Experienced Young People have access to maximum funding / enhanced bursary	University of the Highlands and Islands: Argyll College. Student Support Services	Staff support / liaison with other agencies supporting the young people as necessary	Feedback from Students / review of services provided	Annual Review	Care Experienced Young People

3. Reducing the Cost of Living:

Action e.g. new services offered, increasing flexibility of existing services Who action is carried out by	Who action is carried out by e.g. list of all those partners involved in action	Resources allocated	How impact has / will be assessed	Timescale for action	Group(s) the action is intended to reduce poverty amongst e.g. who is service targeted at and who is using it
Argyll and Bute Advice Network (ABAN). Promote the network and ensure that it is promoted throughout Argyll and Bute and reaches those who require advice and service information	ABAN Network partners including the Council and CAB	Website that is accessible to all and gives direct access to service providers in a wide range of areas including: health, Council services, benefits advice, careers advice, debt advice, housing, employment, advocacy, addictions, disability, income maximisation and violence against women.	Increase in the number of users of the network; referrals to the various partners via the website; increase in partner agencies	Website is up and running; annual reporting and data analysis.	Wide number of groups including those unemployed, in debt, requiring housing, with health or disability needs.
Money Skills Argyll. Increase the number of people using the services in the three year period 2017 – 2020.	Money Skills Argyll Consortium (C.A.B., Bute Advice, Argyll Networks,	Money Skills Argyll project is about helping people who live across Argyll and Bute, aged 16 and over, living in a jobless household, living in a single adult household with dependent children, or low	They will increase the number of people engaging with the service over the next 3 years. They will demonstrate an increase in those with improved money management skills and	2017 - 2020	Those in need of advice and money skills development.

	Carrgomm, ALI Energy, ACHA, Council)	income employed. They will help people to be more in control of their money with help, advice and support with Debt Advice, Money Advice, Computer Skills, Money Management, Income Maximisation and Affordable Warmth / Fuel Poverty. It looks to digitally include people and listen to what people say they need and helps them towards greater independence.	positive outcomes as a result of engagement.		
Affordable Warmth - assisting the most vulnerable and disadvantaged individuals suffering from fuel poverty and associated issues (such as physical and mental health, isolation, poor quality of life).	ALLenergy	by providing free specialist affordable warmth advice, home visits, workshops and a portal to a range of other support services;	Number of visits / workshops etc. Feedback from recipients and agency partners	Annual Reporting	Vulnerable Children and families experiencing fuel poverty
Local Energy - promoting sustainability, boosting the local energy economy and raising community benefit funds to help vulnerable people in local communities through community energy projects.	ALLenergy	Promotion work in the sustainable energy sector. Working closely with communities raising Community Benefit Funds to assist vulnerable people through Community Energy Projects.	Numbers of people contacted / uptake to be monitored for improvement.	Annual Reporting	Communities and vulnerable families

Promote information and advice on sustainable housing solutions	ABC Housing Services RSLs Support Agencies ABAN	Area Housing staff; Bespoke online Enhanced Housing Options module Printed materials Access to free interviews; events & drop-in sessions	Annual & quarterly statistical reporting – completed cases & positive outcomes; attendance	Annual / Ongoing	Residents of Argyll & Bute & those seeking to move to the area – particularly those in current housing need; and those in remote rural locations or residents lacking access to online services.
Address the housing needs of families and households with young children, including equalities groups & those with specialist needs	ABC Housing Services RSLs Housing support Providers Care & Repair	i.Consultation, surveys, research: Identifying housing needs through the Housing Need and Demand Assessment and ii.responding to housing need through a) the Strategic Housing Investment Plan – ensuring new build programme includes an appropriate proportion of family sized properties to meet identified local needs b)Provision of disabled grants for private sector adaptations c)Tenancy Support	Enhanced evidence base to inform robust & credible HNSA updates – with specific analysis of family needs or specialist provision for young person’s e.g. wheelchair users. Number of affordable housing completions (a minimum of 550 affordable homes to be completed over the lifetime of the current Local Housing Strategy: 2016-2021). Number of completed PSHG adaptations. Number of clients in receipt of Housing Support	Revised HNSA completed by Jan/Feb 2020. SHIP programme delivered by 2021. Annual reports on adaptations & housing support casework	Families; Equalities groups: i.e. Households with particular needs e.g. disability, ethnicity, social deprivation, homelessness.
Work with RSL partners to encourage the affordable setting of rents	ABC Housing Services	Scottish Govt. & ABC investment to reduce development costs, thereby minimising running costs/rents.	Annual RSL rents relative to local & national rental benchmarks.	Annual monitoring	Social tenants with children

	HOMEArgyl IRSL Partners Scottish Government				
Continue to tackle fuel poverty through energy efficiency advice & interventions	ABC Housing Services Allenergy Home Energy Scotland	Delivery of HEEPSABS programme; Warmer Scotland; & other local & national initiatives	Fuel poverty is maintained at or below baseline level (i.e. <40/45% in LHS); uptake of HEEPSABS grant aid;	Ongoing; Annual	Tenants & residents on low incomes or vulnerable due to particular circumstances
Encourage RSLs to develop 'Greener Standard' new build homes and upgrade efficiency of existing stock to increase energy efficiency and reduce fuel poverty	ABC Housing Services RSLs	Scottish Govt. AHSP; ABC Strategic Housing Fund SHIP activity	100% of existing and eligible RSL stock is EESSH compliant by 2020; 100% of SHIP new builds compliant with Greener Standard	Annual Reporting	Social rented tenants

Appendix B – New Activities to prevent, and mitigate, the impact of Child Poverty in Argyll and Bute:

<p>Action</p> <p>e.g. new services offered, increasing flexibility of existing services</p> <p>Who action is carried out by</p>	<p>Who action is carried out by</p> <p>e.g. list of all those partners involved in action</p>	<p>Resources allocated</p>	<p>Poverty driver(s) the action is intended to impact</p>	<p>How impact has / will be assessed</p>	<p>Timescale for action</p>	<p>Group(s) the action is intended to reduce poverty amongst</p> <p>e.g. who is service targeted at and who is using it</p>
<p>Embed ACEs work and key performance indicators in current structures and future work plans of all partners and collect data electronically on prevalence of ACEs in Argyll and Bute to help guide future actions.</p>	<p>ACE's Steering Group. Council Departments and partner agencies.</p>	<p>ACEs action identified within the Argyll and Bute Children's Services Action Plan 2017-2020. Discussion initiated regarding inclusion in CPP actions. Paper presented to the Senior Management Team in January 2018.</p>	<p>Impacts of income, cost of living and benefits receipt</p>	<p>Evidence from partners and collated data in plans.</p> <p>It is hoped that the identification of the local causes of key ACE's will help services to be more focused in allocating resources. This should have a positive effect in terms of addressing the causes and impacts of child poverty.</p>	<p>Annual Reporting</p>	<p>Children / young people experiencing ace's</p>

Auto-enrolment of eligible persons for School Clothing Grants	Customer Service (Benefits) and Education service	2 days systems development resource from Customer Services; estimated 5 days resource from Education to do the matching.	Income from social security and benefits in kind	Comparison of current take-up in 2018/2019 school year to future take-up in 2019/2020 school year.	Completed by May 2019	Families on low income
Auto-enrolment of eligible persons for Free School Meals	Customer Service (Benefits) and Education service	2 days systems development resource from Customer Services; estimated 5 days resource from Education to do the matching.	Income from social security and benefits in kind	Comparison of current take-up in 2018/2019 school year to future take-up in 2019/2020 school year.	Completed by May 2019	Families on low income
Application to Government for support of / funds for, Argyll and Bute's "Rural Growth Deal".	Development and Infrastructure Services	<p>Connecting: our high value and growing business sectors with national and international business markets; our economic local successes with national strategic priorities.</p> <ul style="list-style-type: none"> o Transport (road/air routes to market) o Digital o Business innovation <p>Attracting: additional skills, training and learning opportunities; new residents, visitors and business.</p> <ul style="list-style-type: none"> o Skills, training and education o Accommodation (housing and business) o Places to live, work and visit (community-led regeneration) 	Income through employment	<p>Awaiting outcome of bid.</p> <p>Achieving the Rural Growth Deal will allow for significant business development and improvement in transport, digital innovation etc. to support it. Investment in skills, training and education, targeted at the right business areas should create new jobs and hence address income through employment as a driver of child poverty.</p>	Targets will be set once it is determined how successful the bid has been.	Families; those requiring training and employment

		<p>o Centre of excellence</p> <p>Growing: doing more of what works; making more of our natural and built resources.</p> <ul style="list-style-type: none"> • Aquaculture • Tourism • Low carbon economy 				
<p>Changing Lives Initiative project funded for 2 years to support families & educators of children with behaviours consistent with ADHD.</p>	<p>Parenting coordinator to organise and oversee project. Group facilitators from health, social work & education.</p>	<p>Resources bought through NHS highland and reimbursed through SEUPB funding.</p>	<p>Income from employment.</p> <p>When children's behaviour becomes more manageable parents may be freed up to seek employment.</p>	<p>Research on the costs of running the programme & the impact on families is underway and will be published upon the project's completion.</p>	<p>August 2018- August 2020</p>	<p>Families with young children.</p>
<p>Life Changes Trust: Coordinator appointed to run Forums for Care Experienced children and young people.</p> <p>Set up Champions Board for care experienced children and young people / engage</p>	<p>Lead Coordinator and Parenting Board.</p> <p>Through Care and Aftercare Team.</p>	<p>Hold regular Children and Young People's Forums.</p> <p>Coordinator to engage young people in Champions Group.</p> <p>Employ two full time, Care Experienced Modern Apprentices.</p> <p>Promote Grant Scheme to young people</p>	<p>Employment / employability. Income</p>	<p>Improved attendance and involvement with forums; establish and develop Champion's Board.</p> <p>Measure any service and policy improvements due to young people's inputs.</p> <p>Measure uptake and usage of grants.</p>	<p>Employ Modern Apprentices by April 2019.</p> <p>Grant Scheme commencing 2019.</p> <p>Forums established 2018 – to be</p>	<p>Care Experienced Young People</p>

them in shaping services for them. Offer grants of up to £500 to young people for thing that would make a difference in their lives and prospects.				Measures to improve over time.	developed and Champions Board established by	
---	--	--	--	--------------------------------	--	--

**Appendix C – Consultation:
Argyll & Bute Child Poverty Action Plan Consultation; Collated Feedback from Pupils.**

<p>1. What do you like about the plan?</p>	<p><i>What we liked about the plan:</i></p> <ul style="list-style-type: none"> • The first thing we liked about the plan was the fact that it exists in the first place and recognises this important issue as being something to work on. • The general principles of the plan relate to common values of social justice and equity. • We think that the plan has good potential. • It is a good idea. • It will help other people. • It gives people a chance. • Inclusive and Argyll-wide. • That there are target dates. • The list of things to tackle are clear. • It sets out very clearly what is available already and what young people are entitled to. • We like the fact that the plan states who is more likely to need help. • We like the fact that there is a focus on helping people to help themselves (e.g. by helping develop skills). • There were some good ideas. • Free school lunches and uniform are important. • It involves the children - Asking for our ideas to help and giving us the opportunity to say what we think. • We liked the fact that we were being asked what we thought. It is so important that everyone has an opportunity to have a say in what is going on – particularly as it affects us. • The plan is helpful, kind, we liked everything! • We liked that you had written a plan for Primary children and Secondary children. • They raise awareness to primary children. • It was understandable but it is sad. <p><i>It was important to us that the consultation:</i></p> <ul style="list-style-type: none"> • It explained to us all the different things that count as poverty. That was interesting as there were things we hadn't thought about before such as fuel poverty • It explains who might be in poverty. • Showed us that poverty doesn't mean you live on the streets
--	--

We liked that lots of people are already trying to help:

- It made us happy that schools already try to do a lot to help – free school meals, uniforms.
- It was good to hear that there are lots of different people working together to help children.
- We like that everyone who can help these families (all agencies) will be able to give feedback on how to give their support.

The statistics helped us understand:

- We thought it was interesting to see some of the facts about Argyll and Bute compared with the rest of Scotland.
- We liked the use of the statistics to drive home the message and we liked the fact that it recognises that everyone can have a role to play in tackling this issue.
- The statistics and impact of Child poverty are addressed in the plan.
- We were shocked of the data statistics and it made us really think of how lucky we are to have everything that we do have.

We all felt it was important to be helping children living in poverty:

- The council feel that it is essential to tackle Child Poverty and are happy that the plan is trying to recognise and address this.
- They are helping children in poverty.
- We think it's great that we can help all children in poverty.
- It is important to help the people that are in poverty.
- Great to be thinking about all children's needs.
- We are helping children because we feel guilty that they have so little.
- Good that the council are helping children in poverty.
- We like the fact that Argyll and Bute and the Scottish Government are trying to help children in poverty.
- We appreciate that the council acknowledges these issues.
- We are pleased that the council are doing things for those living in poverty.

Fairness was really important to lots of us!

- Fair.
- We like that children and their families will be supported. They will be able to take part in more activities and it will make them feel more equal in society.
- They help people with disadvantages.
- That we are trying to be fair to everyone.
- We think it is great to have everything fair for everyone.
- We would like to know more about why people need more help in different situations.
- Like that everything is being fair.
- Good that they will have the same resources as everyone else.
- Everyone gets the same.
- That everyone in need can get help.
- Trying to include everyone to make it fair.
- Trying to get the best for everyone as much as possible.

Free education, free school meals, school uniforms was important too:

- Free education;
- Children getting a free education.
- They get free food.
- Some children who are not able to afford items, food or school uniforms will not feel excluded. They will be the same as everyone else.
- That schools have been given extra money to ensure children living in poverty achieve the same as those who don't.
- That families who receive Free Meal Entitlement and Clothing Grants can do this discretely – other pupils do not know.
- We like the fact that children in poverty get help to have free school meals and help with buying school uniforms.
- Good to give free school uniform;
- It's good that school is being made into a safe space for all pupils and promoting education and positive directions.

Housing:

- They are given a home.
- Good for affordable houses especially in rural areas.
- Make houses close to schools.

We liked that the plan is looking at improving people's futures:

- Long term is good.
- This will help the futures of people.
- I like that they are trying to stop it for future generations.

We liked that you tried to make the information accessible to us:

- We liked the PowerPoint too – that made it easier to understand than just the written paper.
- Power point is approachable for primary kids.
- The PowerPoint gives lots of information.
- We liked the questions that were given for us to think about. This made us think harder about what is needed to support these children and their families.

Our questions:

- We would like to better understand mental illness in relation to poverty- what does it mean?

<p>2. What would you change, make better or add to the plan?</p>	<p>We liked that:</p> <ul style="list-style-type: none"> We liked the involvement of lots of partners. <p>We thought that:</p> <ul style="list-style-type: none"> We managed to understand it but thought that some of the things in the plan might upset some of the younger children. We think it was suitable for P7 children but not the younger pupils. We thought it was a shame that on these pages these statistics were added to by general statements like 'A good housing environment can make a difference to the experiences of children, young people and their families' as we feel that does not really mean anything easy to picture. At every stage if there could be pupil representatives this would be good. We think the plan is really good there are lots of reasons why we should be taking action. It would be good to find out statistics for rural areas and islands in comparison to the mainland as sometimes the prices of fuel, houses and food can be more in these areas. This could have an impact on families. It should be easier for people living in poverty to get the help they need and for the shame to be removed. People should feel comfortable asking for help without others judging them. This could be in the plan – educate people who are lucky enough so that they don't see poverty as the people's fault. It could happen to anyone. Carrying out this plan would be much easier had cuts to Youth Services not happened. It seems implausible to carry out the plan given all the cuts made and limited budget. Some schools are disadvantaged by geography i.e. Tobermory has limited access to services. <p>We hope that....</p> <ul style="list-style-type: none"> We hope that the plan delivers things practically – it is important that staff that support pupils recognise and know things but we hope the plan is active and is not just adults talking about what they are going to do. We have come up with some ideas to support these children and their families and we would really like if some of these ideas would be considered. <p>We think the plan could be improved by...</p> <ul style="list-style-type: none"> We would like to see more detail – what does it mean when it says that schools will have access to a home school link for example? Is that a day a month? A day a week? Every day? It would be nice if the plan was more detailed. We know this is a beginning of a plan but wonder how the detail will be shared with pupils. Will we be asked again? We would really like to see something about transport for pupils on the plan. Some pupils work because they have to earn money and cannot if we have to pay to use the service buses. Could we use our school bus transport entitlement even if it is in the evening, weekends or school holidays? The same goes for accessing the summer holiday sport activities for example,
--	---

could this be looked on as a part of the school transport thing because we think people might sign up more?

- The council felt that there needed to hear more of the 'Voice of people experiencing poverty' and what they felt would be effective in reducing the reasons for and the impact of child poverty.
- There was no mention of individualised support e.g. rural vs urban factors or SMART targets for the council to discuss from the power point.
- There was no mention about how the various agencies would work together and the specific and measurable outcomes / vision for the plan
- The voice of those either experiencing poverty or the practical opinion of partners working day to day to tackle poverty should be apparent.
- The plan should highlight the roles of each service and the expected impact of any and all interventions
- Better explanations of how the money would be spent
- We would like to know exactly how this is being applied to our Island, and what some of the things are that are already being done.

What we thought about the resources:

- As said above we really liked the use of statistics which we saw on the PowerPoint aimed at younger pupils.
- The PowerPoint is a bit dark
- Fewer big words
- Could there be different pictures of real people or object (to represent the things you might miss)
- Could it be more child friendly
- The diagram is confusing in the plan and the PowerPoint
- Change your power point to be exciting and child friendly
- The actual power point had too many words , we had to ask the teacher to explain some parts living (not the plan just the power point)
- We didn't understand the diagram about pay and the cost of
- We would have like a better explaining of need and how that links to the solution
- More pictures and diagrams to help us understand simpler language and less words on the screen
- Document is too wordy. It would be helpful if it was more concise: What is the problem? What are the solutions?

<p>3. What are your ideas to help make things better for children living in poverty?</p>	<p><i>We had lots of ideas of how to make things better for children living in poverty.</i></p> <p>Ideas for during the school holidays</p> <p><i>We learned that during school time lots of needs are met for children living in poverty but we had lots of ideas to help make things more equitable for during the school holidays.</i></p> <ul style="list-style-type: none"> • We liked the idea of a lunch club over the holidays. Perhaps there could be one hub in each town, one school that does it, so all children can go there and meet some new friends. • We think something should be done to support families who access free school meals during the school holidays – vouchers? Boxes of food supplies? • We think the Active Schools programme could be wider and recognise the transport aspect and also look at how pupils who are supported by staff during term time could be supported by staff during holiday camps. • Have places for people in poverty where they can go and be with people that are fortunate and go and get together and play games, talk, eat, etc. • People in poverty should get free swimming lessons. • food, water, donate, free clubs, free lunches. • Schools could maybe run holiday clubs with activities or have breakfasts or lunches available for those who need it during holiday periods. • Vouchers for the local supermarket in school holidays rather than schools lunches-Co-op meal deals are good value. • More groups available for kids in poverty to go to and have fun especially during the holidays. • Restaurant and activity vouchers to be spent at school holidays. • Coupons to buy healthy foods not alcohol or cigarettes. • Weekends – five items of free healthy food from local shops. • Families who get free school meals should have a discount card for local supermarkets to use during the summer holidays (a bit like Young Scot cards). • In the holidays there should be somewhere where kids could go for a free school meal and someone to talk to if they needed to. • Free things to do in the holidays. • Free public transport for families during school holidays. • After school clubs to be fully funded, including swimming lessons. • Funding given to all sporting groups so that no-one has to pay. • More community events being run over the holidays. • School cooks paid by the Council to work weekends to serve free lunches. • Food halls with good chefs and free food.
--	---

Benefits

We learned that the government is helping through giving people benefits but we think this could be improved by:

- We think people should **not** have to apply for things but should be 'opted in' automatically if they are identified as needing free school meals and clothing grants, for example.
- Improve consistency and amount of EMA - students in A&B get less than Dumbarton schools.
- Bursaries for tutoring, School Hardship Fund to be made available.
- Support for students and carers - an offer of help to apply for funding - EMA.
- Benefits – Government make parents more aware of the benefits that are available, place in the community where they can get support to apply for these benefits.
- Social workers could encourage families to complete forms as some families who are entitled to these benefits are not claiming FME or clothing grants.
- Have one application that covers all the benefits so you are not having to fill out lots of forms- you apply online and then the computer gives you all the money for all the different types of support like money for uniforms, school meals, trips etc.
- Offer more funding/assistance for Higher Education.
- All help for disabled people are funded.
- Give essentials, e.g. everything is free, from charity shops.
- All help for disabled people are funded.
- Lower rent for families with children living in poverty.
- Child tax credit increased for more expensive areas to live i.e. Tiree for food and fuel.
- Free child minding services for babies.
- Really cold in Argyll so free heating please.
- Give families money to go on holiday.
- Funding for holidays and day trips for those living in poverty.

Things for schools to think about

We realised that there are things that happen in schools that could make things not equitable and we would like schools to think about....

- Reducing dropouts and keeping students involved in school as long as possible – even when they leave to go to college, training, jobs or Uni.
- Consideration about the cost some pathways have for families e.g. - Practical and creative pathways can cost more.
- clothes, school supplies and food banks in schools.
- Raise awareness across all schools and community - tackle the stigma and signpost for support.

- Be inclusive and nice to everyone, no matter what their background or what they look like.
- Charity Day Collections in schools – Schools to select a few charities to support so they are not asking for money all the time.
- Breakfast club.
- Make sure any ‘fun days’ are open to all whether they can donate or not.
- Reuse stationery and uniforms in ‘swap-shops’ or available freely for people to have access to.
- Discretely offer the support to avoid labelling.
- Support children in poverty who are being bullied.
- All school supplies should be free – including school trips.
- We need to stop the bullying in schools where people are picked on because of their poor background. Try to make a club for break and lunchtimes to help fight playground bullying. Perhaps there could be some training for us, from the FAB buddies at the Academy.
- More IT and Ipads and laptops in school as those living in poverty may not have access to these.

School Trips

School trips are an important part of our education and everyone should be able to access these so we think that these ideas might help.

- In our school we could organise some more fundraising events which could go towards a hardship fund to help families i.e. help provide towards school trips, residential etc.
- School Trips – Benefits for school trips (Take into consideration families and the amount of children from 1 family attending the trip).
- Make sure anyone can go on school trips – Parent Council pay for those who can’t afford or make the cost less and don’t have too many trips for a class in a year, one trip would do.
- Special fund for more trips and educational visits for children.
- Families in receipt of FME/Clothing Grant could be given a code that could be written on any ‘permission slips’ so the school knows to reduce the cost of trips etc.
- Children on free school meals should have money off of school trips.
- Maximum amount that a school trip can cost.
- Payment over a longer period for school trips.
- Schools should have a fund for school trips so that people in poverty don’t pay.

School Uniforms

School uniforms can be expensive but they don't have to be!

- Old school clothes- clothes bank for everyone.
- Put lost property in clothes bank or Rag Bag (if it is not fit).
- Use money from Rag Bag to buy spare uniform for clothes bank .
- School Uniform – Second Hand Collection Boxes in all school, keep school uniform to basic jumper and trousers (minimal items).
- Donations to a school second hand shop of clothes grown out of, good for the environment too.
- Uniform swap shops. Donations of toys and clothes.
- Schools could have free new uniforms for those living in poverty to take. Money could be available in schools for family emergencies.
- Could we create a uniform shop where people can donate their old, good quality uniform, so it can be given to families who need it?

School Meals

Free school meals are very important to support pupils living in poverty.

- School Meals - Continue free school meals for P1-3.
- Free lunches.
- Information leaflets on free school meals and uniform grants are given out during P1 registration.
- Make sure that schools don't waste as much food during lunchtime.
- Keep the lunch ordering system where everyone gets a band and no one knows whether you are a free lunch or a paid lunch.
- Make sure everyone who is entitled to funding grants for meals and uniforms gets to know about it and apply.
- Publicise free school meals better and make it easier for people to get them.

Argyll and Bute Council and Partners

We had some great ideas for our local council and community partners to think about.

- Community gardens / allotments.
- Local fridge/freezer in villages for communities to donate food and people to take free food.
- Council land given to communities to grow vegetables. The fruit and vegetables could be given free to those in poverty and could also be sold to those who could afford it to raise money. There could be hens too.
- Foods near their sell by date or that supermarkets can't sell should be free to people that need them.
- Shops could work with Argyll and Bute Council and give left over food to people in poverty.

- Regenerate Lochgilphead – this will provide work for local people (like painting shop fronts or making the front green less likely to flood) and will attract tourists who will spend money in local businesses.
- Would like more community fridges.
- More employment opportunities and jobs for people to work online and at home.
- Community cafes have worked well in our area.

Transport

In a place like Argyll and Bute transport is a super important issue to children living in poverty!

- We think transport is a really important issue and needs to be included in the plan.
- Rural transport policy – regular free mini buses / coaches to allow students to access clubs, study school, supported study.

Health Connections

Thinking and talking about the issues for children living in poverty made us consider some health connections.

- Sometimes you have to wait a long time to see someone at the doctor or at the health centre. Perhaps they could come into the schools and have visits and see all the children from the school who need help at once.
- *(Note from teacher: I think the children were referring to visits to agencies such as CAHMS or the ADHD nurse. They thought it would be better if the professionals came to the schools rather than the children going to the professional).*
- We think the home school link thing could be used to fund healthy eating and cooking classes not just in the high school but maybe in the smaller communities, if possible. We think looking at venues for things to take place in is important.
- The incidental costs for parents taking children away to the mainland for health appointments is often too much, and need to have access to financial support, some children are missing appointments because parents can't afford to take them.
- More mental health support, someone to listen and just help.
- More midwives in remote areas to help young mums.
- All prescription glasses free for everyone regardless of the style.

Foodbanks

We thought foodbanks were a good resource and thought that:

- Sponsored walk to raise money for foodbank.
- More free fruit in other places.
- Work with foodbanks to ensure families have food during the holidays.
- No food banks on Islay?

Government

We like that so many people are working together to develop the Child Poverty Action Plan but felt that the Scottish Government still has lots of work to do.

Ultimately ensure parents are paid the real living wage, welfare payments are increased and each individual situation is taken into account.

- Higher minimum wage.
- Build more homeless shelters.
- Get children into school, get adults into work.
- Give adults more information, help for people with debt.
- Houses and cars should go down in price.
- Wages should go up in price.
- Make things cheaper.
- More housing for people to rent that doesn't cost too much.
- More money given to free teaching of art and music and drama – not everyone can afford to go to art classes or dancing every week and that is not fair.
- More money to help people who are disabled and need special help.
- There could be a protected budget from the Scottish Government to subsidise trips etc.
- A discount card for families than can be used in lots of places, a bit like the Young Scot card but for families.
- Possible ChildLine style aid.
- Shelters for poverty stricken families – support after school.
- Housing for poverty stricken families.
- Open up a centre to aid in getting the skills for jobs.
- Rich people give £20 a month for poorer.
- Free toys and clothes from charity shops.
- Cheaper air flights for all children not just under 15.
- Build more affordable houses.
- Make schools that children can live at as well.
- Provide a fund to develop enterprise skills for young people in poverty and also equipment (e.g. a helping hand for a young person who wants to start an ice cream business so they can work and think their way out of poverty).
- Provides houses and jobs.
- Build houses near schools.
- Give schools good resources then the children will be happy.
- Cheaper bills
- Things like breakfast club or meals in holidays cannot be achieved without extra budget.

- Youth centre.
- Cheaper heating plans for families.

Consultation

We think it is important that you:

- Ask what children living in poverty feel would help.

Our views on Youth Services

- We think Youth Services are vitally important and think they have great ideas and really listen to young people and that cutting Youth Services will not help deliver the plan as well as it could be.