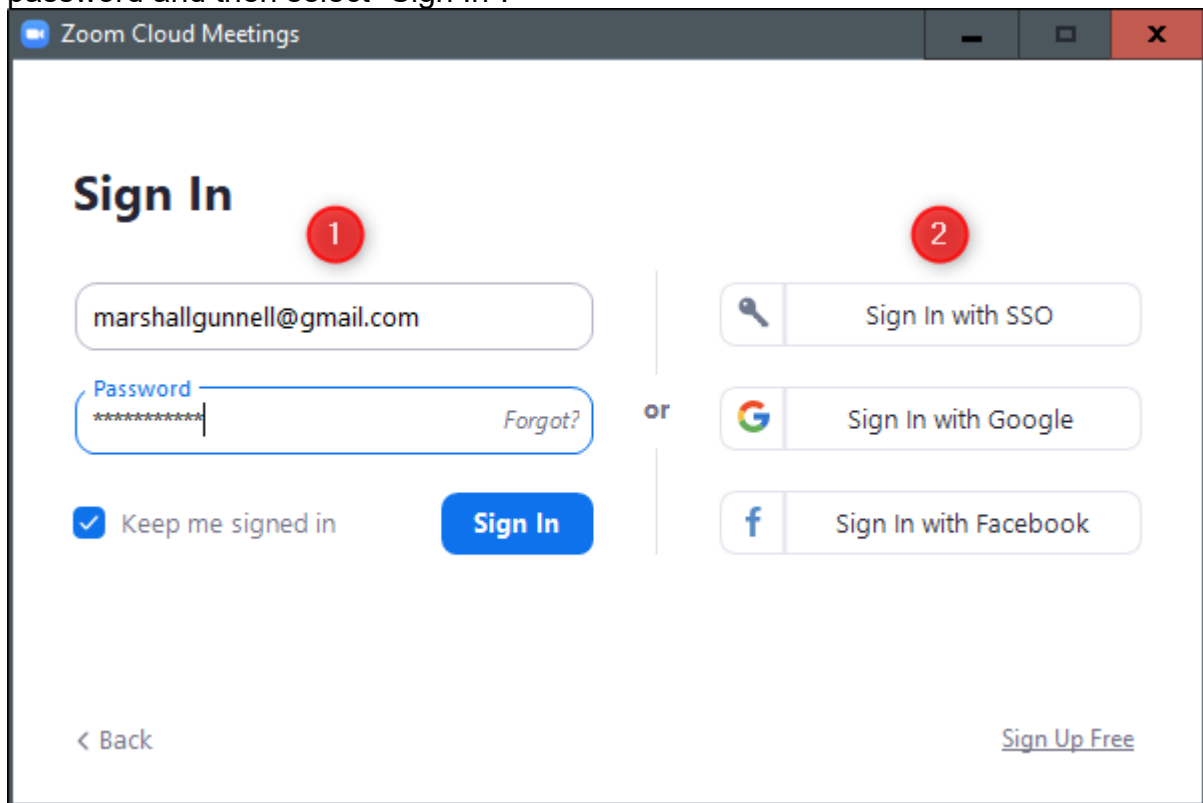


How to Join a Zoom Meeting – by Zoom App, Email Link or Call

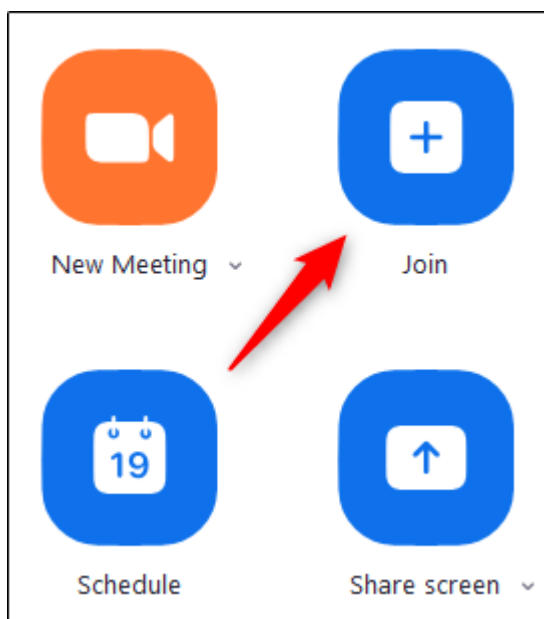
1. Use the Zoom Application

If you already have Zoom installed on your device, you can join a meeting directly from the app using a meeting ID or personal link name sent to you by the host.

Open Zoom, and you'll be prompted to sign in. You can (1) enter your email and password and then select "Sign In".

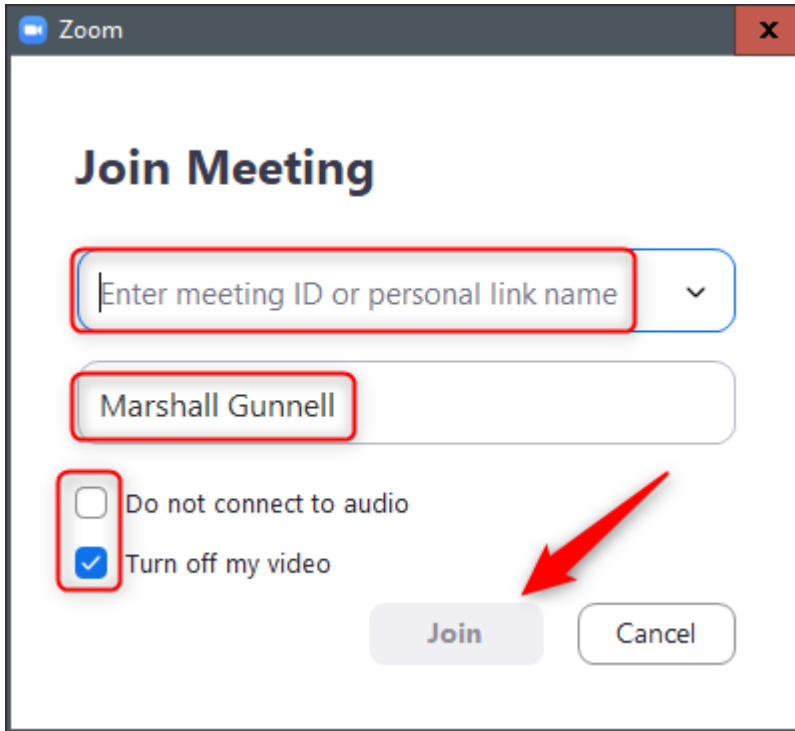


Regardless of the sign-in method you choose, once that process is complete, you'll be on the home page of the Zoom app. Here, select "Join."



A new window will appear. In the first box, enter the meeting ID that was sent to you when you received the invitation via email.

Below that, enter your display name, select if you would like to join the meeting with audio and **video enabled**, and then select the “Join” button.



You'll now be in the meeting.

2. Use the Email Link

When a host sends you an invitation, you'll receive that invitation via email. The first link in the message is the “Join Zoom Meeting” link. Click that link.



Once selected, you'll be brought to the Zoom meeting.

3. Call the Meeting

If you'd rather just use your phone to call the meeting, that's an option, too. In the email invitation you received, you'll see the teleconferencing number.



Marshall Gunnell <marshallgunnell@gmail.com>

to me ▾

Join Zoom Meeting

<https://zoom.us/j/116738253?pwd=TEU2V29mWDIJRHI1Y01wTmpKOG96Zz09>

Meeting ID: 1 [redacted] 53

Password: 03 [redacted] 5

One tap mobile
„116738253# US Toll

Dial by your location

US Toll

Meeting ID: 1 [redacted] 53

Find your local number: <https://zoom.us/u/ahVgtN32c>



Call that number. When prompted, enter the meeting ID number (also available in the email invitation) using your dial pad.