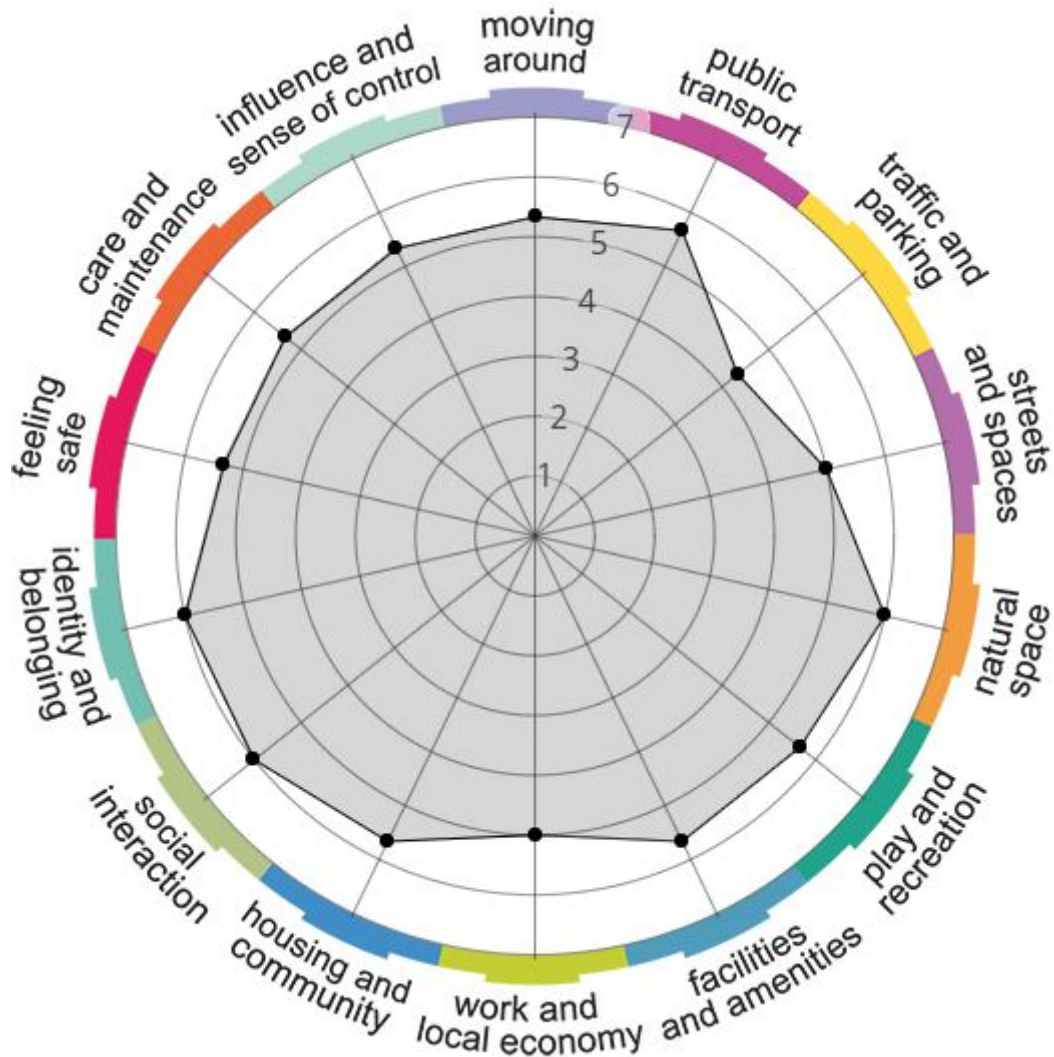


Shandon Responses 2019



Priority Areas for Improvement:



Traffic and Parking



Work and Local Economy



Streets and Spaces

argyll and bute

communityplanningpartnership



How good is your place? Area wide engagement results using the Place Standard Tool

Between May and October 2019, the Community Planning Partnership (CPP) used [the Place Standard tool](#) to engage residents in Argyll and Bute on how they feel about the place(s) that they live and work in Argyll and Bute.

We are very grateful to all the responses that we received. We hope you find the information easy to understand and of interest to you and your community.

We are pleased to see that the thematic areas of Natural Space, Feeling Safe, Identity and Sense of Belonging and Social Contact came out with the highest scores, needing the least improvement, when considering Argyll and Bute as a whole.

The engagement has been undertaken at a place-based level and respondents provided their postcode, groupings of postcodes have created the settlement/community level detail.

The results are available for community groups and partner agencies to use, for example, to assist with service planning or for community-led action plans.

Please note: The information is the views of individuals who responded to the engagement. We trust that the information provided will be viewed within the context of which it is provided. We are grateful to all those who have taken part in the consultation and believe in sharing information for openness and transparency.

We appreciate that the documents can be lengthy due to the amount of information and we hope that the format is user-friendly.

If you have any questions, please see our Frequently Asked Questions Guide or contact Community Planning by e-mail: cppadmin@argyll-bute.gov.uk , phone: 01546 604 464.

Next steps

This information is helping to shape plans for the area. Other information such as information from partners' data and statistics is also used to consider priorities for improvement. The CPP will analyse the information to identify priority themes for improvement within each of the four administrative areas and shape actions to address these where this is possible with resources.

We are currently mapping out what activity is already happening, what is planned within the next 3-4 years and where the gaps are. This information will be considered by both the CPP Management Committee and the Area Community Planning Groups to shape the actions.

The final agreed actions will become part of our four Area Community Planning Action Plans, due to be refreshed in 2021. To get involved, contact your local [Area Community Planning Group](#).

Shandon Responses

Our Top Rated Areas are:



Natural Space Respondents rated this area 6 out of 7 compared to Argyll & Bute Average of 5.5 out of 7.



Social Interaction Respondents rated this area 6 out of 7 compared to Argyll & Bute Average of 4.5 out of 7.



Identity and Belonging Respondents rated this area 6 out of 7 compared to Argyll & Bute Average of 5.1 out of 7.



Areas of desired improvement are:



Traffic and Parking Respondents rated this area 4.3 out of 7 compared to Argyll & Bute Average of 3.7 out of 7.

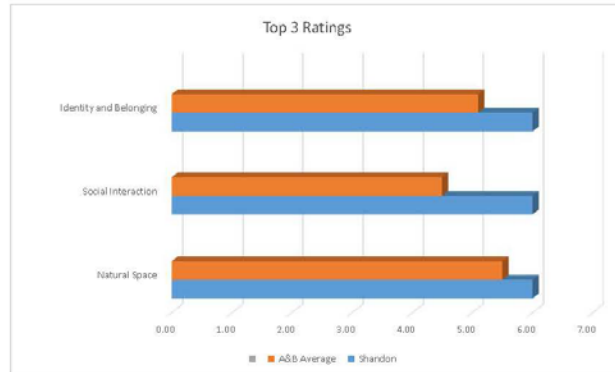


Work and Local Economy Respondents rated this area 5 out of 7 compared to Argyll & Bute Average of 3.8 out of 7.

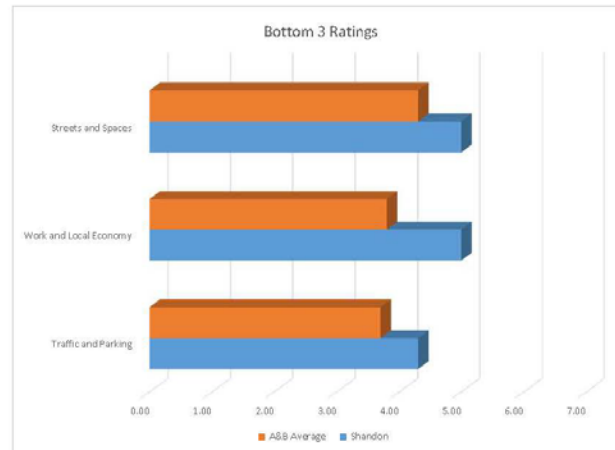


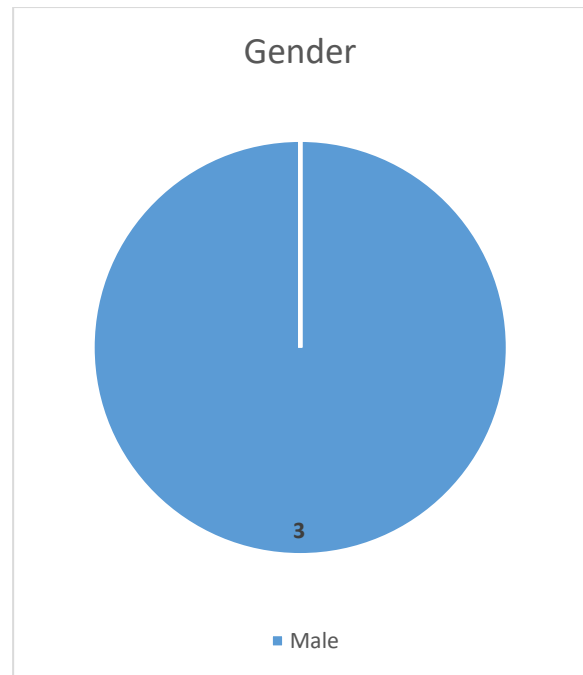
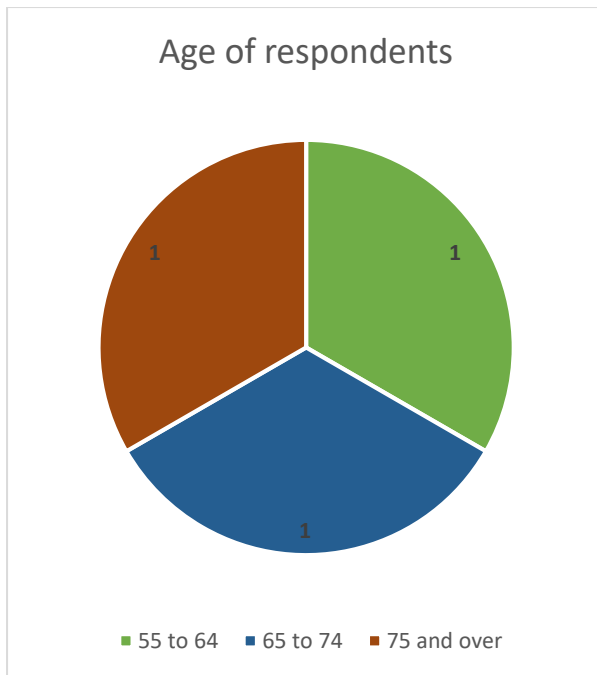
Streets and Spaces Respondents rated this area 5 out of 7 compared to Argyll & Bute Average of 4.3 out of 7.

Top 3 Ratings



Bottom 3 Ratings





Thematic areas by lowest score to highest score

Thematic Area	Average Score
Q3. Traffic and Parking	4.3
Q4. Streets and Spaces	5.0
Q8. Work and Local Economy	5.0
Q1. Moving Around	5.3
Q12. Feeling Safe	5.3
Q13. Care and Maintenance	5.3
Q14. Influence and Sense of Control	5.3
Q2. Public Transport	5.7
Q6. Play and Recreation	5.7
Q7. Facilities and Amenities	5.7
Q9. Housing and Community	5.7
Q5. Natural Space	6.0
Q10. Social Contact	6.0
Q11. Identity and Belonging	6.0

Q1. Moving Around: Can I easily walk and cycle around using good-quality routes?

3 responses in total – Average Score of 5.3							
Score of 1	Score of 2	Score of 3	Score of 4	Score of 5	Score of 6	Score of 7	No response
0 responses	0 responses	0 responses	0 responses	2 responses	1 responses	0 responses	0 responses

Comments

No Comments

Q2. Public Transport: Does public transport meet my needs?

3 responses in total – Average Score of 5.3							
Score of 1	Score of 2	Score of 3	Score of 4	Score of 5	Score of 6	Score of 7	No response
0 responses	0 responses	0 responses	0 responses	1 responses	2 responses	0 responses	0 responses

Comments

Good bus service. 1/2 hourly for part of day. Ideally could run later at night but understand may be low numbers using

Q3. Traffic and Parking: Do traffic and parking arrangements allow people to move around safely?

3 responses in total – Average Score of 4.3							
Score of 1	Score of 2	Score of 3	Score of 4	Score of 5	Score of 6	Score of 7	No response
1 responses	0 responses	0 responses	0 responses	0 responses	2 responses	0 responses	0 responses

Comments

Speed limit Of 50mph too high
Good free parking. Need more parking wardens to stop cars being parked on pavements and in loading bays

Q4. Streets and Spaces: Do the streets and public spaces create an attractive place that is easy to navigate?

3 responses in total – Average Score of 5.0							
Score of 1	Score of 2	Score of 3	Score of 4	Score of 5	Score of 6	Score of 7	No response
0 responses	0 responses	0 responses	1 responses	1 responses	1 responses	0 responses	0 responses

Comments

More to be done on foot paths maintenance re dog fouling litter damage. Especially after contractors have been case in point outside Helensburgh mail collection damage to very expensive foot path trip hazard also roads

Q5. Natural Space: Can I experience good quality green spaces?

3 responses in total – Average Score of 6							
Score of 1	Score of 2	Score of 3	Score of 4	Score of 5	Score of 6	Score of 7	No response
0 responses	0 responses	0 responses	0 responses	0 responses	3 responses	0 responses	0 responses

Comments

Good local walks and scenery
Shandon overlooks the Gareloch and is a very good quality natural space. (Helensburgh response)

Q6. Play and Recreation: Can I access a range of places for play and recreation?

3 responses in total – Average Score of 5.7							
Score of 1	Score of 2	Score of 3	Score of 4	Score of 5	Score of 6	Score of 7	No response
0 responses	0 responses	0 responses	0 responses	1 responses	2 responses	0 responses	0 responses

Comments

No Comments

Q7. Facilities and Amenities: Does my place have the things I need to live and enjoy life? This could include shops, schools, libraries, health services or places to eat and drink.

3 responses in total – Average Score of 5.7							
Score of 1	Score of 2	Score of 3	Score of 4	Score of 5	Score of 6	Score of 7	No response
0 responses	0 responses	0 responses	0 responses	1 responses	2 responses	0 responses	0 responses

Comments

Improved gym, classes and pool upgrade needed

Q8. Work and Local Economy: Is there an active local economy with good-quality work opportunities?

3 responses in total – Average Score of 5.0							
Score of 1	Score of 2	Score of 3	Score of 4	Score of 5	Score of 6	Score of 7	No response
0 responses	0 responses	0 responses	1 responses	1 responses	1 responses	0 responses	0 responses

Comments

No Comments

Q9. Housing and Community: Do the homes in my area support the needs of the community?

3 responses in total – Average Score of 5.7							
Score of 1	Score of 2	Score of 3	Score of 4	Score of 5	Score of 6	Score of 7	No response
0 responses	0 responses	0 responses	0 responses	2 responses	0 responses	1 responses	0 responses

Comments

No Comments

Q10. Social Contact: Is there a range of spaces and opportunities to meet people?

3 responses in total – Average Score of 6.0							
Score of 1	Score of 2	Score of 3	Score of 4	Score of 5	Score of 6	Score of 7	No response
0 responses	0 responses	0 responses	0 responses	1 responses	1 responses	1 responses	0 responses

Comments

No Comments

Q11. Identity and Belonging: Does this place have a positive identity and do I feel I belong?

3 responses in total – Average Score of 6.0							
Score of 1	Score of 2	Score of 3	Score of 4	Score of 5	Score of 6	Score of 7	No response
0 responses	0 responses	0 responses	0 responses	0 responses	3 responses	0 responses	0 responses

Comments

No Comments

Q12. Feeling Safe: Do I feel safe here?

3 responses in total – Average Score of 5.3							
Score of 1	Score of 2	Score of 3	Score of 4	Score of 5	Score of 6	Score of 7	No response
0 responses	0 responses	0 responses	0 responses	2 responses	1 responses	0 responses	0 responses

Comments

Depends on people

Q13. Care and Maintenance: Are buildings and spaces well cared for?

3 responses in total – Average Score of 5.3							
Score of 1	Score of 2	Score of 3	Score of 4	Score of 5	Score of 6	Score of 7	No response
0 responses	0 responses	0 responses	0 responses	2 responses	1 responses	0 responses	0 responses

Comments

No Comments

Q14. Influence and Sense of Control: Do I feel able to take part in decisions and help change things for the better?

3 responses in total – Average Score of 5.3							
Score of 1	Score of 2	Score of 3	Score of 4	Score of 5	Score of 6	Score of 7	No response
0 responses	0 responses	0 responses	0 responses	2 responses	1 responses	0 responses	0 responses

Comments

No Comments

What are the main issues and priorities for change that you have identified?

More operatives to do basic maintenance less donations of public money to groups and ventures. If the basic environment and structure is not kept up the places fall down on and decline in quality Speed limit

What actions could be taken to deal with these?

As stated basic priorities of infrastructure
--

Lower speed limit

Produced by the Argyll and Bute Community Planning Partnership, January 2020 – based upon the Place Standard Consultation Engagement which took place between May and October 2019.

Please contact cppadmin@argyll-bute.gov.uk for further information.

Icon Credits:

Moving Around, Public Transport, Streets and Spaces, Natural Space, Work and Local Economy, Social Contact, Identity and Belonging, Feeling Safe, Care and Maintenance and Influence and Sense of Control: Icons made by *Freepik* from www.flaticon.com

Traffic and Parking, Housing and Community: Icons made by *Smashicons* from www.flaticon.com

Play and Recreation: Icon made by *Monkik* from www.flaticon.com

Facilities and Amenities: Icon made by *Vectors Market* from www.flaticon.com

