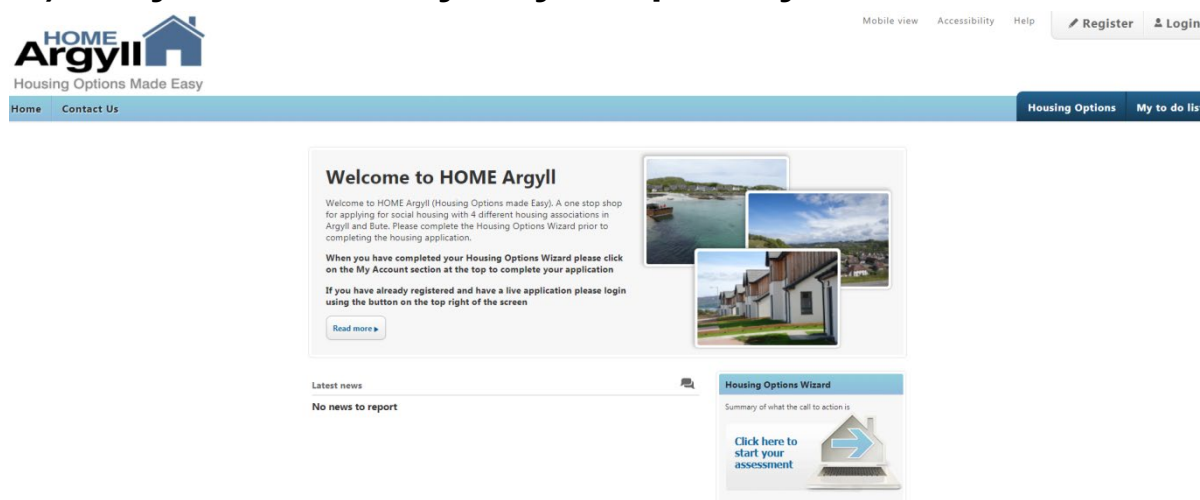


Руководство по заполнению новой онлайн-формы заявки на жилище

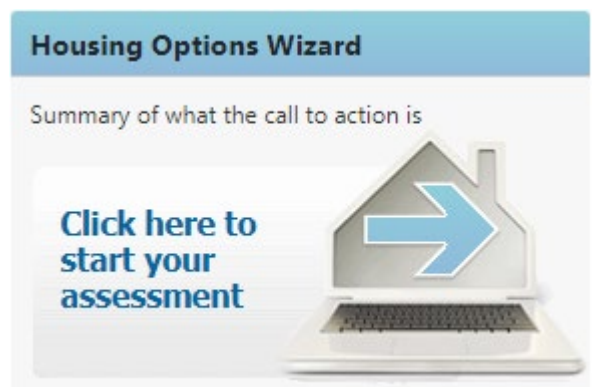
1.) Войдите на веб-сайт HOME Argyll – www.homeargyll.co.uk

2.) Нажмите на ссылку - 

3.) Вы увидите следующую страницу



4.) Чтобы начать процесс подачи заявки, вы должны сначала заполнить Мастер вариантов жилья (Housing Options Wizard), нажав на ссылку внизу страницы



5.) Убедитесь, что вы прошли 8 этапов этого раздела и заполнили как можно больше деталей, чтобы быть уверенным, что вы получили нужное количество информации.

6.) После того, как вы завершили это, вы можете зарегистрироваться в HOME Argyll. Сделайте это, перейдя по ссылке, приведенной в следующих шагах (next steps) вариантов жилья.

Next Steps

Below is a summary of housing options and information services that are likely to be relevant to you. Each option section includes a link to see a more detailed description of the option or service, including why it might be suitable for you. For any sections that you may be interested in please click the "I'm Interested" green box at each section. This will then be added to your Housing Options Plan which you can download using the buttons to the right.

To complete your housing application please click [here](#) to go to your account and follow the steps to apply for social housing

7.) Следующая страница будет отображаться, когда вы нажмете [здесь](#) выше

My Account



You have not completed the full registration process

Before you can continue creating applications listed below, you will need to complete the registration process. [Complete Registration](#)

Social housing

Not yet completed

[Apply for Social Housing](#)

Housing Options Wizard

Complete

Application Reference: HO56156-1

[Edit your Housing Option Wizard](#) | [View your Next Steps](#)



[Click here for help on the My Account page](#)

8.) Чтобы подать заявку на социальное жилье, нажмите на заявление о социальном жилье (social housing)

9.) Если это еще не сделано, вам будет предложено зарегистрироваться. Завершите все части этого процесса, и появится приведенная выше страница. Нажмите на кнопку

"Подать заявку на социальное жилье" и пройдите все этапы

10.) Когда вы достигнете конца заявки, вам необходимо зарегистрировать декларацию в электронном виде

Declaration

I/we have completed this form with answers that are true and correct. I/we understand that a tenancy may be terminated, or application suspended, if any answers or statements are found to be false, misleading or deliberately deficient.

I/we consent to information contained within this form being shared between the Housing Associations participating in the HOME Argyll Common Application Form. Information may also be shared with other agencies, such as the Council and the NHS, in order to ensure that my/our housing needs and housing support needs are assessed in accordance with the HOME Argyll common allocation policy.

I/we consent to the Housing Associations making such tenancy, financial, medical, legal and other enquiries deemed necessary to obtain confirmation from previous landlords, employers, mortgage lenders, Social Work agencies, the Police or health professionals, in order to verify information provided in this form.

I/we undertake to notify one of the partner Associations immediately should my/ our circumstances change.

I/we understand that in completing this form we are applying to be admitted to the common housing list. This does not guarantee access to housing, as the number of people seeking housing in Argyll and Bute is larger than the number of houses which become available.

Main Applicant Approval*


**** Please choose **** ▼

Joint Applicant Approval (if applicable)

**** Please choose **** ▼

Date of Approval*

day month year

dd mm yyyy 

11.) После этого вы сможете добавить любые соответствующие документы

Upload documents

When you submit this form you will also need to provide the following documents:


- Proof of address for both the primary and joint applicant (a bank statement, telephone or utility bill, benefits letter)
- Proof of identity for both the primary and joint applicant (passport, driving license or identity card)

You can either bring copies of these documents to our office, or if you have electronic copies, then you can upload them below - submitting them electronically is fast and easy.

Upload documents

Select one or more files to upload

You can also drag and drop files here

 What types of attachments are accepted?

Previously uploaded documents

12.)После загрузки документов нажмите на  в нижней части страницы

13.) Ваше заявление подано и отправлено одному из зарегистрированных владельцев социального жилья