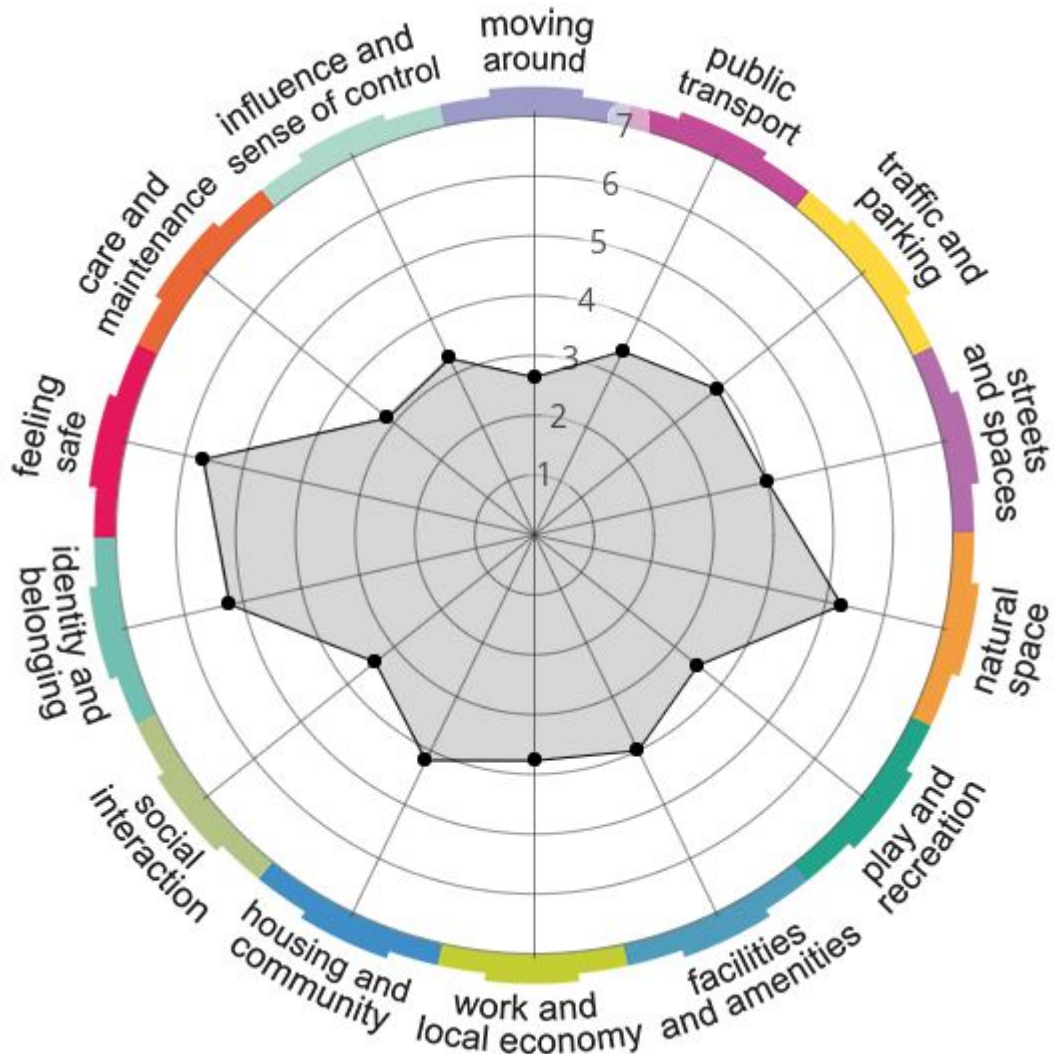



Rosneath Responses 2019



Priority Areas for Improvement:



Moving Around



Care and Maintenance



Influence and Sense of Control

argyll and bute

communityplanningpartnership



How good is your place? Area wide engagement results using the Place Standard Tool

Between May and October 2019, the Community Planning Partnership (CPP) used [the Place Standard tool](#) to engage residents in Argyll and Bute on how they feel about the place(s) that they live and work in Argyll and Bute.

We are very grateful to all the responses that we received. We hope you find the information easy to understand and of interest to you and your community.

We are pleased to see that the thematic areas of Natural Space, Feeling Safe, Identity and Sense of Belonging and Social Contact came out with the highest scores, needing the least improvement, when considering Argyll and Bute as a whole.

The engagement has been undertaken at a place-based level and respondents provided their postcode, groupings of postcodes have created the settlement/community level detail.

The results are available for community groups and partner agencies to use, for example, to assist with service planning or for community-led action plans.

Please note: The information is the views of individuals who responded to the engagement. We trust that the information provided will be viewed within the context of which it is provided. We are grateful to all those who have taken part in the consultation and believe in sharing information for openness and transparency.

We appreciate that the documents can be lengthy due to the amount of information and we hope that the format is user-friendly.

If you have any questions, please see our Frequently Asked Questions Guide or contact Community Planning by e-mail: cppadmin@argyll-bute.gov.uk , phone: 01546 604 464.

Next steps

This information is helping to shape plans for the area. Other information such as information from partners' data and statistics is also used to consider priorities for improvement. The CPP will analyse the information to identify priority themes for improvement within each of the four administrative areas and shape actions to address these where this is possible with resources.

We are currently mapping out what activity is already happening, what is planned within the next 3-4 years and where the gaps are. This information will be considered by both the CPP Management Committee and the Area Community Planning Groups to shape the actions.

The final agreed actions will become part of our four Area Community Planning Action Plans, due to be refreshed in 2021. To get involved, contact your local [Area Community Planning Group](#).

Portincaple Responses

Our Top Rated Areas are:



Housing and Community

Respondents rated this area 6.2 out of 7 compared to Argyll & Bute Average of 4 out of 7.



Natural Space

Respondents rated this area 5.8 out of 7 compared to Argyll & Bute Average of 5.5 out of 7.



Identity and Belonging

Respondents rated this area 5.5 out of 7 compared to Argyll & Bute Average of 5.1 out of 7.



Areas of desired improvement are:



Public Transport

Respondents rated this area 2.2 out of 7 compared to Argyll & Bute Average of 3.7 out of 7.



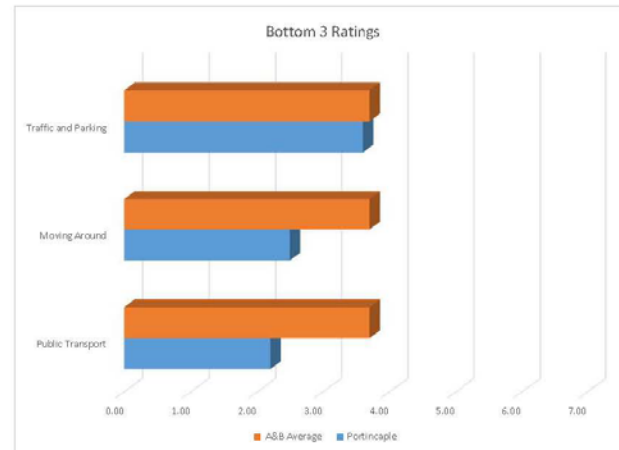
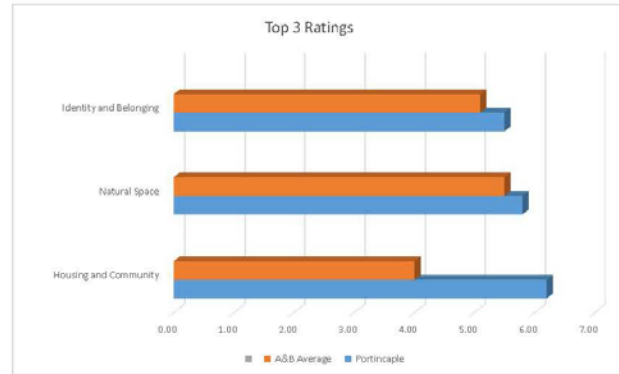
Moving Around

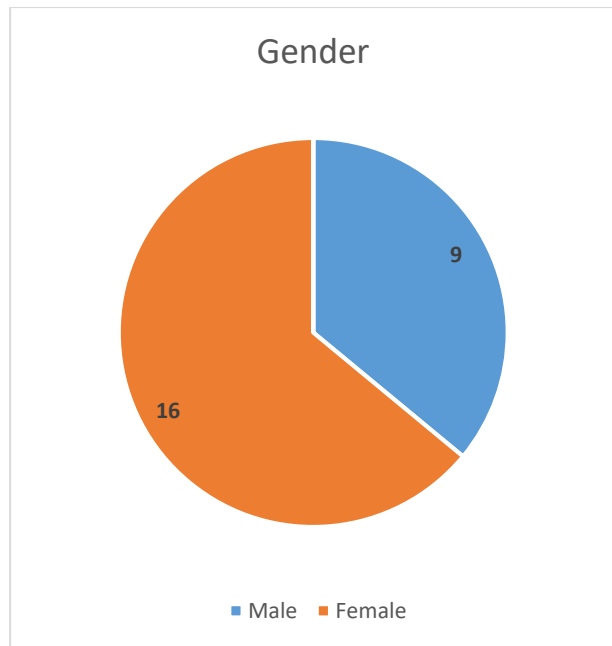
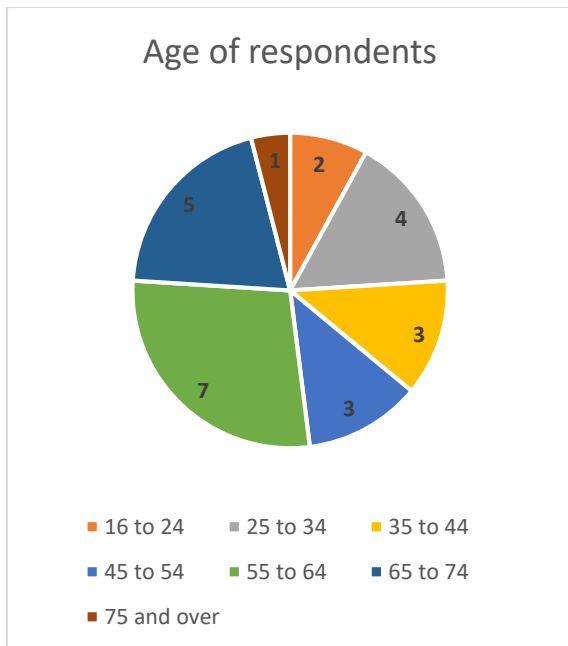
Respondents rated this area 2.5 out of 7 compared to Argyll & Bute Average of 3.7 out of 7.



Traffic and Parking

Respondents rated this area 3.6 out of 7 compared to Argyll & Bute Average of 3.7 out of 7.





Thematic areas by lowest score to highest score

| Thematic Area | Average Score |
|---|---------------|
| Q1. Moving Around | 2.6 |
| Q13. Care and Maintenance | 3.0 |
| Q14. Influence and Sense of Control | 3.2 |
| Q6. Play and Recreation | 3.3 |
| Q2. Public Transport | 3.4 |
| Q10. Social Contact | 3.4 |
| Q3. Traffic and Parking | 3.7 |
| Q4. Streets and Spaces | 3.7 |
| Q8. Work and Local Economy | 3.8 |
| Q7. Facilities and Amenities | 4.0 |
| Q9. Housing and Community | 4.1 |
| Q11. Identity and Belonging | 4.9 |
| Q5. Natural Space | 5.2 |
| Q12. Feeling Safe | 5.4 |

Q1. Moving Around: Can I easily walk and cycle around using good-quality routes?

| 25 responses in total – Average Score of 2.6 | | | | | | | |
|---|-------------|-------------|-------------|-------------|-------------|-------------|-------------|
| Score of 1 | Score of 2 | Score of 3 | Score of 4 | Score of 5 | Score of 6 | Score of 7 | No response |
| 6 responses | 9 responses | 4 responses | 3 responses | 2 responses | 1 responses | 0 responses | 0 responses |

Comments

| |
|--|
| Completion of path to caravan park. Potholes on footpaths. |
| Continue path to caravan park |
| Cycling on the road from Garelochhead is dangerous for both motorists and cyclists |
| Fine, although area of pavement not complete in Rosneath. |
| Had no problems getting where I need to go around the village. |
| More cycle paths needed, not much space for cyclists. |
| No connection between Rosneath and caravan park. Shore Road is not safe |
| No footpath between village and caravan park. Is dangerous for families trying to get from the caravan park to the shop. Not enough pavement along main road from Village to Garelochhead. Means it is dangerous to walk along the road in either direction out of the village. |
| No footpaths or pedestrian friendly features along Rosneath Road (Garelochhead to Rosneath) |
| Pavements are bad |
| Pavements are terrible, uneven/broken. |
| Roads do not have continuous pavements and the roads in a bad state of repair and National Speed Limit applies making walking and cycling very dangerous. |
| The caravan site is important to the community, the paths badly need repaired. |
| There are no dedicated cycling routes here and the main road is limited to 40mph because of dangerous bends. There are no pedestrian walkways beyond the village except for a partially completed pavement which extends about 500 metres towards the Rosneath Castle caravan Park but doesn't reach the full 1km distance to get there. |
| There are no pavements or cycle paths into or out of the village. There is one rough forestry track linking to Kilcreggan over the top of the hill and an un-maintained but signposted coastal walking route. |
| There aren't enough pavements in Rosneath. |
| There is a lot of overgrown vegetation and fly tipping in areas that are not well kept. |
| Upkeep of paths. Not clearly signposted. No walking routes to caravan park and Rosneath. |
| Would like to safely walk from Rosneath to Kilcreggan, pathway or cycle path continued to follow on alongside roadside would be a bonus and a positive way forward. |

Q2. Public Transport: Does public transport meet my needs?

| 25 responses in total – Average Score of 3.4 | | | | | | | |
|--|-------------|-------------|-------------|-------------|-------------|-------------|-------------|
| Score of 1 | Score of 2 | Score of 3 | Score of 4 | Score of 5 | Score of 6 | Score of 7 | No response |
| 7 responses | 2 responses | 3 responses | 2 responses | 9 responses | 2 responses | 0 responses | 0 responses |

Comments

| |
|---|
| Buses could run every half an hour. |
| A later bus in the evening from Helensburgh would be helpful Taxis are very expensive and the last bus at is quite early to have to leave to come home perhaps this could be maybe over the weekend only |
| At the moment meets my needs, But would be great if it linked in with ferry / train departure times. |
| Bus doesn't come into the caravan park, tried for years at Rosneath to get this. |
| Bus more often |
| Bus service runs hourly between Helensburgh and Coulport and connects with Helensburgh rail services. It also connects with the outbound ferry service to Gourock but not the return trip. The bus service ends too early in the evening to allow access to Glasgow, e.g. theatre or cinema. |
| Bus twice an hour to Helensburgh or Kilcreggan is just about adequate but it ends at 2200. Also the Kilcreggan ferry stops at 1800. As a result evening travel is severely restricted. An evening at the theatre in Glasgow ends with a sprint race to catch the last bus. Attending events in Gourock/Greenock using the ferry is out of the question. |
| Cost of bus fares are way too expensive to go places. Buses every hour is a nuisance as you can either be too early or late for things. Definitely room for improvement. |
| Expensive with no day ticket or return ticket for multiple stops |
| Joined up thinking needed |
| Live in residential area of local caravan park and the bus does not go there |
| Not frequent enough, not connecting with other services in good time. Sundays are particularly bad. Buses break the speed limit regularly and are expensive. |
| One every hour, every two hours on Sunday, more frequent needed. |
| Only one bus per hour out of the village in either direction. Bus timetables do not always coincide with Kilcreggan ferry or Helensburgh train. |
| Reasonable |
| Regular bus service. |
| Regular buses on time |
| Rosneath has a lot of low income families, the bus fares are very expensive. This makes it unlikely for children to be able to access things like swimming lessons for example in Helensburgh as the cost to get there and back with one child would be £8.10. |
| The bus does not connect with the ferry times and also you can only buy a single ticket. It would be better if you could buy a return, open fare or maybe a weekly ticket. |
| Too expensive, no local bus pass. Not frequent enough, too crowded. Connections are poor out of the area. |

Q3. Traffic and Parking: Do traffic and parking arrangements allow people to move around safely?

| 25 responses in total – Average Score of 3.7 | | | | | | | |
|---|-------------|-------------|-------------|-------------|-------------|-------------|-------------|
| Score of 1 | Score of 2 | Score of 3 | Score of 4 | Score of 5 | Score of 6 | Score of 7 | No response |
| 3 responses | 3 responses | 5 responses | 7 responses | 3 responses | 2 responses | 2 responses | 0 responses |

Comments

| |
|---|
| 40mph speed limit on Rosneath road should be 60mph |
| fill potholes, maintain verges, lower speed limit |
| Good parking space in the middle of the village. |
| More families with own transport therefore parking is becoming an issue, needs to be looked at for the future. |
| Parking habits are poor (Rosneath co-op). Speeding on main road. Investment needed on B833, especially road to Garelochhead. |
| Parking is not too difficult for current population of village. Sometimes have to park 2 or 5 minutes' walk from house. May be a problem for disabled. |
| Parking on the road junction at the Co-Op store is poorly enforced and the stores own car park seems inadequate for delivery trucks. |
| Roads need updating |
| Shore road is dangerous, needs looked at. |
| Speed between Rosneath and Kilcreggan is too fast. |
| Speeding from Rosneath to Helensburgh, through Clynder. |
| The parking in Rosneath is adequate people tend to ignore the large car park in St Modans Way and park all-round the shop while the car park sits empty |
| There needs to be more speed restrictions |

Q4. Streets and Spaces: Do the streets and public spaces create an attractive place that is easy to navigate?

| 25 responses in total – Average Score of 3.7 | | | | | | | |
|--|-------------|-------------|-------------|-------------|-------------|-------------|-------------|
| Score of 1 | Score of 2 | Score of 3 | Score of 4 | Score of 5 | Score of 6 | Score of 7 | No response |
| 3 responses | 3 responses | 4 responses | 7 responses | 4 responses | 4 responses | 0 responses | 0 responses |

Comments

| |
|--|
| Rosneath has many Council & ex Council properties which are concrete and extremely blackened. There needs to be rendering and painting down as a whole. |
| Co-op and shop fronts look good. Princess Louise needs serious attention. Build community engagement activities for all age groups. |
| Efforts made to plant flowers. |
| I think the park could be up graded giving younger people something to do ie basketball skateboarding some new additions to the play park. The village has lacked the flower beds it used to have and are missed. |
| It's OK but roads maintenance is very poor with heavy potholing particularly on The Clachan and Ferry Road, near the beach. Recent surface dressing only addressed the B833 and even that didn't repair any of the dips, depressions and potholes |
| More maintenance of hall |
| Most of the distinctive features of Rosneath were eradicated by the War Office and Ministry of Defence. The Clachan and the parish church remain as significant buildings but are increasingly difficult to maintain. Pavements and streets in the village are in poor to reasonable repair, being a mix of Private, Housing Association and Council responsibility. |
| Needs improvement |
| No there is a lot of vandalism and litter |
| Planters have been an added "look". Would greatly help if Dunbritton housing association that takes and demands monies from home owners cut the grass areas that they are billing people for. |
| Some of Rosneath is lovely to look at. |
| The village is needing a social hub for kids, adults old and new to socialise. My preference is a place for kids to go as there are many kids on the streets with nothing to do or nowhere to go. |
| Trees and grass in centre of village make a pleasant space. Unnecessary cutting down of trees might change this. |

Q5. Natural Space: Can I experience good quality green spaces?

| 25 responses in total – Average Score of 5.2 | | | | | | | |
|---|-------------|-------------|-------------|-------------|-------------|-------------|-------------|
| Score of 1 | Score of 2 | Score of 3 | Score of 4 | Score of 5 | Score of 6 | Score of 7 | No response |
| 1 responses | 1 responses | 3 responses | 2 responses | 5 responses | 5 responses | 8 responses | 0 responses |

Comments

| |
|---|
| Beautiful but are unable to access. |
| Good space all around, park, dumps, walks, glen, beach. Steps to beach required. |
| Great potential but again a lot of litter, fly tipping and vandalism |
| I can always find a quiet spot when needed! |
| I live on Rosneath Peninsula and we have plenty of open space with exceptional views |
| Lots of opportunities to walk. |
| Lovely beaches |
| Not enough for young people. |
| Playing field not maintained |
| Pleasant walks around village, to shore and forest. No 'destination walks' due to lack of pavement along main road. |
| re-instate steps to the beach |
| Rosneath benefits from a relatively sheltered coastal location with managed forested hillsides. |
| This is a rural area. Access to natural space is relatively good as landowners are co-operative. |

Q6. Play and Recreation: Can I access a range of places for play and recreation?

| 25 responses in total – Average Score of 3.3 | | | | | | | |
|--|-------------|-------------|-------------|-------------|-------------|-------------|-------------|
| Score of 1 | Score of 2 | Score of 3 | Score of 4 | Score of 5 | Score of 6 | Score of 7 | No response |
| 7 responses | 3 responses | 3 responses | 6 responses | 1 responses | 4 responses | 1 responses | 0 responses |

Comments

| |
|---|
| A park that has not been improved in years is not an ideal place for the kids in the village to go. No disabled access or activities in the park. Needs a lot of improvement. |
| Additional playpark required on coast side of village. Not much for teenagers. Princess Louise hall needs to be available for all age groups. |
| Can't walk to park |
| Cutting the grass at the park would greatly help in giving all ages the opportunity to play, stroll and enjoy the space. All other parks, balling Helensburgh Dumbarton any village has the great asset of its park, but Rosneath seems to be neglected badly, give the people the chance to be proud of the village! |
| Don't have children. Don't know if play park is good for children or not. |
| Less motivation for kids to go out and play. |
| Private facilities exist on our Park, I don't know of any public ones. |
| Rosneath has a lot of space, however it would be nice to have the park upgraded, as well as Howie pavilion and princess Louise hall being put to good use, as well as a second playpark on the other side of the village, so younger children could play independently without having to travel so far and cross the road. |
| Rosneath park is not grass cut regularly and has no drainage so is often an overgrown bog, and when it is cut the cuttings are left lying The Rosneath public grass spaces do not have the grass cuttings collected so make is very unpleasant to walk on as when dry it is unpleasant to walk on and when wet it is a mess of wet grass stuck to footwear and dogs. This is despite the Council having very expensive new lawnmowers which can collect grass and there being ample space for the grass to be left and mulched or could be taken away. It is just poor practice and laziness and useless penny-pinching. When you visit Lamlash the sea front is immaculate simply because the lawnmowers collect the grass. The Rosneath green spaces picnic tables were rotten/damaged/vandalised and la damaged for many years and instead of replacing them they were disposed of but the Council were happy to install private memorial benches which are no use for picnics. Very few families use the picnic areas or park as they are not pleasant areas any more. (Helensburgh response) |
| Second play park, wheel chair friendly park |
| The kids don't have a decent play area. Ours has a broken roundabout, dilapidated swings. |
| There is a play-park in the Howie Park and open space adjacent to Gare Road as well as smaller green areas throughout the village. |
| There is nothing for the kids to do hence vandalism and anti-social behaviour in area |
| There is nothing here for youngsters perhaps a local youth club would help but as there is no community hall any more this doesn't seem an option |

There's a children's play area at Howie Park which is also one of several green spaces.
Maintenance is an issue. Recreational options for adults are limited.

Q7. Facilities and Amenities: Does my place have the things I need to live and enjoy life? This could include shops, schools, libraries, health services or places to eat and drink.

| 25 responses in total – Average Score of 4.0 | | | | | | | |
|--|-------------|-------------|-------------|-------------|-------------|-------------|-------------|
| Score of 1 | Score of 2 | Score of 3 | Score of 4 | Score of 5 | Score of 6 | Score of 7 | No response |
| 3 responses | 3 responses | 5 responses | 2 responses | 8 responses | 1 responses | 3 responses | 0 responses |

Comments

| |
|---|
| Adequate shops, no pub, a take away but nothing else. |
| Co-op in Rosneath is good. |
| Co-op is good. |
| Facilities and amenities are very limited. There are no public toilets. There is no hotel, pub or coffee shop. There is a Co-Op store including Post Office, and a church. Both are disability-friendly. The two community halls (Howie Pavilion and Princess Louise Hall) are under-used and poorly maintained. |
| I feel there is very little in Rosneath itself but they can be accessed in neighbouring villages |
| More use made of hall |
| No places to sit in and eat in Rosneath, the closest is Kilcreggan. One takeaway shop in Rosneath. One shop in Rosneath which is an expensive shop to buy from. For people who use public transport to get places, the doctor surgeries are too expensive to get to and from. Not enough doctors for the whole peninsula. |
| No public toilets Rosneath, banks closing. |
| No public toilets. |
| Providing the local library stays open and provides a regular meeting place, there are sufficient places to socialise. GP service is nil - have to travel by vehicle or public transport to a GP surgery. A cafe would be nice. |
| Shops are good, not many other facilities, again the Princess Louise Hall required (again). |
| There are four small shops, no GP, one place to eat, nowhere to drink. |
| There is need for a group amenities for babies and toddlers under 3 |
| There isn't much opportunity to gather with friends and family in a community setting in Rosneath. |
| Unsure, seems to be most amenities, Although again could greatly improve the park with bringing the Princess Louise hall back to being usable for all activities. Make the village whole again! |
| very good |

Q8. Work and Local Economy: Is there an active local economy with good-quality work opportunities?

| 25 responses in total – Average Score of 3.8 | | | | | | | |
|--|-------------|-------------|-------------|-------------|-------------|-------------|-------------|
| Score of 1 | Score of 2 | Score of 3 | Score of 4 | Score of 5 | Score of 6 | Score of 7 | No response |
| 1 responses | 4 responses | 7 responses | 5 responses | 5 responses | 2 responses | 1 responses | 0 responses |

Comments

| |
|---|
| As long as Naval Base remains functional, employment seems good. Doubt it would make much difference if nuclear fleet were moved away, since most local jobs are as service providers to Base, not as nuclear-related jobs. |
| Base gives opportunities. |
| Faslane. |
| I work out with the area, enjoying the commute and village life. |
| I'm retired but I'm aware of a lot of people working for the MOD and quite a few others self-employed. |
| It's a small village with very limited businesses to offer work |
| Less opportunity than in previous years, numbers working in Coulport have reduced. |
| Need a transport link, bridge, tunnel etc. to Helensburgh |
| No knowledge of this but local papers don't seem to have local jobs. |
| Other than the MoD base, very little local employment. |
| People who are long term unemployed find it difficult to find local work, especially with the cost of public transport being so high. In addition they are put under pressure to do online job searches from universal credit, with the library only open maybe once per week, and being the only place with internet access, this is a real problem. |
| Signage is very important, Rosneath has many nostalgic and historic locations but needs to be improved. |
| The cost of public transport is an issue for many to get to work in Helensburgh. Coulport and Faslane offer good employment opportunities. A number of small businesses have recently opened or re-opened in the village. |
| Would need to travel for work opportunities |

Q9. Housing and Community: Do the homes in my area support the needs of the community?

| 25 responses in total – Average Score of 4.1 | | | | | | | |
|--|-------------|-------------|-------------|-------------|-------------|-------------|-------------|
| Score of 1 | Score of 2 | Score of 3 | Score of 4 | Score of 5 | Score of 6 | Score of 7 | No response |
| 2 responses | 1 responses | 6 responses | 7 responses | 4 responses | 3 responses | 2 responses | 0 responses |

Comments

| |
|---|
| Housing is mainly ex-council with a few other types available. It meets my needs but others are not so lucky. |
| Housing is shocking in Rosneath. I have multiple children and a main carer for my parents. Might have to move away from the area which would be a disaster for all. |
| Idea for there to be more support for young people to develop life skills and maintain tenancies. |
| Main village Rosneath needs a major house face lift. It doesn't inspire a feeling of security at night. |
| More council houses needed in Rosneath. |
| More housing required, easier to adapt for disabled |
| Most of the homes in the village are ex-MOD and not very attractive. As there's no mains gas they rely on electricity (very expensive) or bottled gas (expensive) for heating and cooking. |
| Please stop using Rosneath as a last resort for homeless. I have constantly heard, "I hate staying here, but it's the only place they could offer" Seems to me people arriving from other areas to escape from past experiences. Unsure of the answer, but people need to have respect themselves to gain respect, the continued to the village itself. |
| Reliant on cars |
| The social housing is adequate, however heating costs are high. |
| There is a broad range of both rented and owner-occupied properties in the village. |
| There is a range of affordable homes |
| Think there is enough housing for present needs. |
| Too many people looking for affordable homes but no investment in the area means not a lot is available |

Q10. Social Contact: Is there a range of spaces and opportunities to meet people?

| 25 responses in total – Average Score of 3.4 | | | | | | | |
|--|-------------|-------------|-------------|-------------|-------------|-------------|-------------|
| Score of 1 | Score of 2 | Score of 3 | Score of 4 | Score of 5 | Score of 6 | Score of 7 | No response |
| 5 responses | 6 responses | 1 responses | 6 responses | 3 responses | 1 responses | 3 responses | 0 responses |

Comments

| |
|--|
| A meeting place for kids, mum, dad to escort or chat. |
| Bingo and lunch club. |
| Church Halls, no social clubs I am aware of. Club house facilities on my Park. |
| Lack of affordable community space to hire in Rosneath, Howie Pavilion is not fit for purpose. |
| Need to make more use of hall |
| No |
| Only if library stays open, otherwise there are only shops to meet in (needs money) or religious places to meet in during the day. Otherwise no informal meeting places, just clubs and groups if you are a member. |
| Plenty if you need the social contact, or if perhaps you need to have self. |
| The church is the only space I can think of that's regularly open and available. There's no community centre, hotel or pub. |
| The church, the Howie Pavilion and Princess Louise Hall are available for people to meet. Of these the latter two are in poor condition, unattractive and under-used. There are no informal spaces (hotels, pubs, coffee shops). |
| The village is well served by the church but their ability to provide social activities/ events is limited. Princess Louise Hall needed. |
| There is need for the community hall to be available to be used for groups in the community. It's a wasted asset |
| There is nowhere in Rosneath for people to meet unless they attend church. It is a very isolated community |

Q11. Identity and Belonging: Does this place have a positive identity and do I feel I belong?

| 25 responses in total – Average Score of 4.9 | | | | | | | |
|--|-------------|-------------|-------------|-------------|-------------|-------------|-------------|
| Score of 1 | Score of 2 | Score of 3 | Score of 4 | Score of 5 | Score of 6 | Score of 7 | No response |
| 2 responses | 3 responses | 1 responses | 3 responses | 4 responses | 5 responses | 7 responses | 0 responses |

Comments

| |
|--|
| Feels like home. |
| I feel I belong here but Rosneath is a forgotten village which lacks so much people on the peninsula have a very negative opinion of the village |
| I was welcome in the village. I moved away from Rosneath and moved back when we had kids. The community looks out for each other. |
| Main village No. |
| My immediate neighbours are wonderful but beyond that I only speak to people in the coop |
| Plenty of history in Rosneath, Need for pride starts with respect, which at times can be lacking in Rosneath. |
| Rosneath has a great history from WW2, but not many people (locals) are aware. Tourists pass by unaware. People view the village more positively since the centre was spruced up. As a Community Councillor, I feel I belong. |
| Rosneath is the original historical settlement of the Rosneath peninsula and therefore has lots of history and things to identify with. However it was gutted by wartime occupation by UK and American forces who did a lot of damage and more recently has felt abandoned by the MOD as well as exploited by the previous local authority who used Rosneath as a decanting area for "problem families". This led to increased violence and vandalism which the locals still fear. |
| Since moving here a few years ago I have felt very much welcomed by the local community. I am aware of some negativity and also some historical anti-social behaviour issues but these seem to have been largely resolved. |
| Yes |

Q12. Feeling Safe: Do I feel safe here?

| 25 responses in total – Average Score of 5.4 | | | | | | | |
|--|-------------|-------------|-------------|-------------|-------------|-------------|-------------|
| Score of 1 | Score of 2 | Score of 3 | Score of 4 | Score of 5 | Score of 6 | Score of 7 | No response |
| 1 responses | 0 responses | 3 responses | 4 responses | 2 responses | 6 responses | 9 responses | 0 responses |

Comments

| |
|--|
| better lighting |
| I feel generally safe although one resident has been abusive and I try to avoid passing that way alone. |
| I feel relatively safe although I know others do not. There is no street lighting on my road. |
| I feel safe crime does happen but is relatively low the streets are well lit and I feel safe enough to walk about |
| On my Park with private security and the occasional police visit. Wouldn't go into village at night. |
| Some anti-social behaviour, alcohol and drugs are issues in the area although are monitored by the police. |
| The village has a very loud crime rate. No derelict properties, areas are safe for everybody. |
| There needs to be something done about reducing anti-social behaviour and vandalism |
| very safe |
| Very safe. |
| Wouldn't not lock my doors on entering my property, also would not walk after dark. Rosneath has changed through the years and we need to pull the village community back again. |
| yes |
| Yes, purely because of regular patrols by MOD police. Police Scotland are never around. Greater community links should be built with MOD Police |

Q13. Care and Maintenance: Are buildings and spaces well cared for?

| 25 responses in total – Average Score of 3.0 | | | | | | | |
|--|-------------|-------------|-------------|--------------|-------------|-------------|-------------|
| Score of 1 | Score of 2 | Score of 3 | Score of 4 | Score of 5 | Score of 6 | Score of 7 | No response |
| 5 responses | 5 responses | 6 responses | 5 responses | xx responses | 3 responses | 1 responses | 0 responses |

Comments

| |
|---|
| A new football pitch and upgrade play parks. Many activities could be arranged. |
| Rosneath needs substantial attention. |
| Dunbritton should hang their head in shame, making charges for maintenance! Also wonderful ferry inn now looks like a prison camp with a wall erected that had no planning permission, yet now seems to be resolved and aloud to stay! Walk to the shore ruined by the vulgar signs on the fence. |
| Grass cutting and road sweeping is a problem. |
| Most buildings seem relatively well maintained by their owners but public spaces seem mostly neglected. The green spaces in the village are mown only twice a year, sometimes less. The verges on Ferry Road have never been maintained in the three years I've lived here. I do my best to keep the grass under control outside my house but I have to dodge a jungle when I drive out to the main road. |
| Needs a lot of improvement |
| No they are left until they are beyond repair i.e. the princess Louise hall if this building had been maintained over the years perhaps we would still have the option of the various clubs that used to use it i.e. brownies guides youth club photography club |
| No, not well maintained across Helensburgh and Lomond generally. |
| Feel village is often neglected. Park needs more lighting. |
| Roads need improved. |
| The princess Louise hall and Howie pavilion could be improved and put to good use, as well as the local burn area being maintained. |
| The village could do with better maintenance - weeds, potholes, grass cutting. Recycling and refuse is well managed. There is no residents association but there is a Community Council. Roads and lampposts are in poor condition. |
| There are concerns about lack of roads maintenance carried out by the housing associations and the council. The old graveyard, containing many historical graves and war graves, is very poorly maintained. The Community Council is active. |
| There is a lot of litter and dog poo in the area the beach needs cleaned and the grass areas and park need attention |
| weeds on streets, pot holes, poorly kept |
| Yes |

Q14. Influence and Sense of Control: Do I feel able to take part in decisions and help change things for the better?

| 25 responses in total – Average Score of 3.2 | | | | | | | |
|---|-------------|-------------|-------------|-------------|-------------|-------------|-------------|
| Score of 1 | Score of 2 | Score of 3 | Score of 4 | Score of 5 | Score of 6 | Score of 7 | No response |
| 5 responses | 4 responses | 5 responses | 7 responses | 1 responses | 2 responses | 1 responses | 0 responses |

Comments

| |
|---|
| Can attend Community Council meetings if you would like. |
| Don't think anything will come from filling in this form. |
| Generally difficult to participate |
| I have been invited to join the Community Council which meets regularly. However the local authority never asks for the views and opinions of the Community Council and seems to only rarely take them into account. |
| I'm a member of the Community Council but I feel the views of the Council are completely ignored by Argyll & Bute Council. Members of the community frequently attend Community Council meetings to express concerns and other views but the CC can't do much and isn't listened to or consulted on A&B plans, policies or decisions. |
| More awareness needed of what the Community Council does. |
| No this is the first time I have ever been asked and I've lived here 40 years |
| Not sure - never tried |
| Quite a few opportunities. |
| Since we've lived here (a few years) not seen any Councillors, MPs, MSPs etc. |
| Would like to think I could add to the community. |
| Yes - as a member of the community council I have influence in decisions, however the decisions made are often not progressed by the relevant authority. |
| Yes I believe that with projects like this one and the community Council being open to residents then yes the community can speak up and make a change for the better |
| Yes I feel my views are heard. |

What are the main issues and priorities for change that you have identified?

| |
|--|
| Amenities. Roads maintenance. Footpaths and cycle ways. Active engagement by the local authority with the community. |
| Better park and facilities for children |
| Condition of the roads and pavements. |
| Facilities for the young Some bedding in the middle of the village Cycle track for main road Investment in the local park |
| Frequency of buses. |
| Litter Fly tipping Vandalism Nothing for the youths to go or do Not baby friendly (under 3) |
| More community activities for all groups to improve isolation within the community. |
| Pavement along full length of main road |
| Pavements |
| Pavements. |
| Public transport, frequency and cost. |
| Public transportation fares and timetables. Park upgrades and disabled access. |
| Repair the roads, reduce the speed limit out of the main village, National Speed limit is too high for type of roads. Refurbishment of most houses in main village would vastly improve character. |
| Roads and public space maintenance. Encouraging facilities for social interaction and recreation. Actively consulting with and working with the Community Council. |
| The park, Princess Louise hall Path/cycle path to Kilcreggan Respect for our village needs to be gained back. |
| There is nothing for the children to do , and the public buildings and public areas need to updated and used more with the community |
| Transport |
| Transport link to Helensburgh. Links with MOD Police as Police Scotland have forgotten us |

What actions could be taken to deal with these?

| |
|---|
| A community clean up e.g. Beach clean, park clean Encouraging all to be involved For the Howie park hall to be available for groups of all ages e.g. youths and parent and toddler |
| Affordable transport that will link communities |
| Assist with feasibility studies of bridge/tunnel to Helensburgh. And greater MOD police interaction |
| Council action |
| Cut the verges back. Repair the roads properly, including local access roads. Actively engage with the Community Council. |
| Engage more directly with the Community Council to establish priorities and areas of concern. Communicate directly with individuals in the community through direct mailing and/or social media. |
| I do not have the answers and I don't think the council have the money to invest Perhaps the local community could rally round and fund raise to get some of these things off the ground |
| Implement suggestions in this survey. |
| Improve Howie Pavilion and Princess Louise Hall with the aim of using it as a community hub for groups and activities to bring the community together. |
| Input from council, re the cutting and upkeep of the park |
| Look into improvements for the princess louise hall and if something was do there would allow for the possibility for groups and events that at the moment have nowhere to happen could actually take place |
| Upgrade the park for the kids and for disabled access and activities. Reduce bus fares. |

Produced by the Argyll and Bute Community Planning Partnership, January 2020 – based upon the Place Standard Consultation Engagement which took place between May and October 2019.

Please contact cppadmin@argyll-bute.gov.uk for further information.

Icon Credits:

Moving Around, Public Transport, Streets and Spaces, Natural Space, Work and Local Economy, Social Contact, Identity and Belonging, Feeling Safe, Care and Maintenance and Influence and Sense of Control: Icons made by *Freepik* from www.flaticon.com

Traffic and Parking, Housing and Community: Icons made by *Smashicons* from www.flaticon.com

Play and Recreation: Icon made by *Monkik* from www.flaticon.com

Facilities and Amenities: Icon made by *Vectors Market* from www.flaticon.com

