

---

## ACHIEVEMENT OF A CURRICULUM FOR EXCELLENCE LEVEL (ACEL) 24/25 BENCHMARKING OVERVIEW

---

### Executive Summary

Key findings from the 2024/25 ACEL data include:

- Argyll and Bute performance is in line with national performance in Literacy at P1, P4 and S3 Third Level or Better and is ahead of national performance in S3 Fourth Level. Argyll and Bute is behind in P7, with performance impacting the P1,4,7 combined measure, which is also behind the national figure.
- Argyll and Bute performance is in line or ahead of national performance in almost all measures in Numeracy. P7 Numeracy remains behind national performance.
- In Listening and Talking, Argyll and Bute is in line with national performance across all stages, except for S3 Fourth level, which is ahead of national performance.
- In Reading, Argyll and Bute is ahead of national performance at P4 and S3 Fourth level. Performance is in line with national figures across all other measures.
- In Writing, Argyll and Bute is ahead of national performance at S3 Level 4, in line at P1, P4 and S3 level 3 or better, and behind at P7 and P1,4,7 combined.
- In 2025, Argyll and Bute was in line or ahead of national performance in 83% of all measures. This marks a significant improvement on performance in 21/22, where the authority only matched national performance in 2 out of 30 measures.
- In recovering from pandemic related disruption, all Primary stages performance has improved by 13.8% points in Literacy and 11.0% points in Numeracy.
- Argyll and Bute has improved its ranking in the LGBF Family Group
- With regards to its LGBF family group, Argyll and Bute has improved its ranking in 4 of 6 Literacy measures and all 6 numeracy measures over the 2022-2025 period. With regard to its Quad group, Argyll and Bute improved its ranking in 4 of 6 measures for both Literacy and Numeracy.
- For the third year in a row, Argyll and Bute is above the National figure for Literacy and Numeracy performance amongst pupils from SIMD quintile 1 (20% most deprived areas). Argyll and Bute is 7<sup>th</sup> in Scotland for SIMD Quintile 1 performance in Literacy and 10<sup>th</sup> for Numeracy.
- Attainment gaps in Literacy and Numeracy increased very slightly despite performance of Quintile 1 pupils increasing in both Literacy and Numeracy. Quintile 1 performance in Literacy is the highest it has ever been and Numeracy matched the previous high achieved in 2019. Nevertheless, improvements in Quintile 5 performance mean that the attainment gap has extended, whilst remaining significantly smaller than gaps experienced in 2021 and 2022.
- Argyll and Bute was ranked in the top half of all local authorities across 30% of possible ACEL measures. Rankings improved in 26 of 30 measures against performance in 2021/22.

# Contents

Executive Summary .....	1
National Comparison .....	3
Literacy .....	3
Listening and Talking .....	5
Reading.....	7
Writing .....	9
Numeracy.....	11
Overall Comparison .....	13
Local Government Benchmarking Framework Family Group .....	14
Literacy .....	14
Listening and Talking .....	15
Reading.....	16
Writing .....	17
Literacy – LGBF and Quad Progress .....	18
Numeracy.....	19
Numeracy - LGBF and Quad Progress.....	20
LGBF Family Group and Quad Ranking Overview .....	21
Performance of SIMD 20% Most Deprived Pupils .....	22
Comparison with National Performance .....	22
Literacy .....	22
Numeracy .....	23
Comparison with other LAs and LGBF Family Group.....	24
Literacy .....	24
Numeracy .....	25
Argyll and Bute Attainment Gaps.....	26
Literacy .....	26
Numeracy.....	27
Argyll and Bute National Rankings.....	28

# National Comparison

Comparisons to national performance are given throughout and labelled as follows:

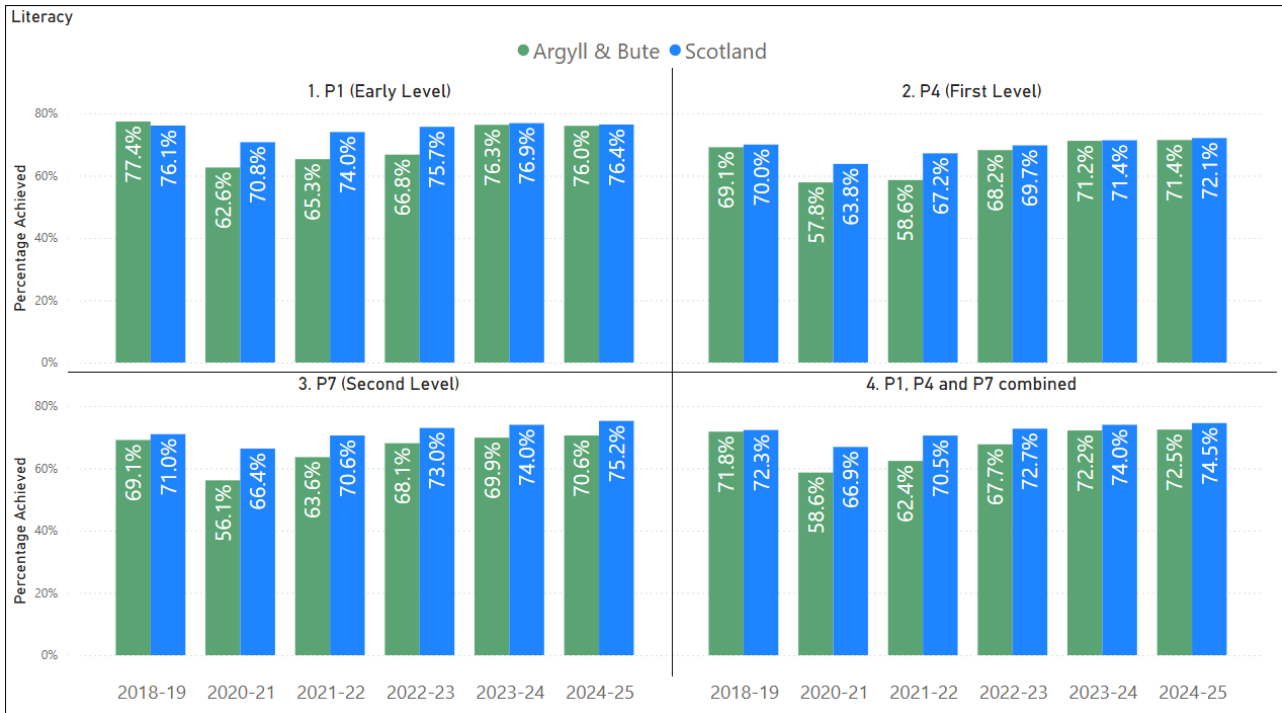
- **Behind** – more than 1.0% point behind the national figure
- **In line** – within 1.0% of the national figure, either ahead or behind
- **Ahead** – more than 1.0% point ahead of the national figure

## Literacy

The visuals and analysis below provide a comparison between Argyll and Bute and National performance in Literacy.

### Primary

The visual below provides an overview of Argyll and Bute attainment against National performance in each of the Primary measures. Data is provided from the last pre-pandemic session (2018-19) until the last academic session (2024-25).

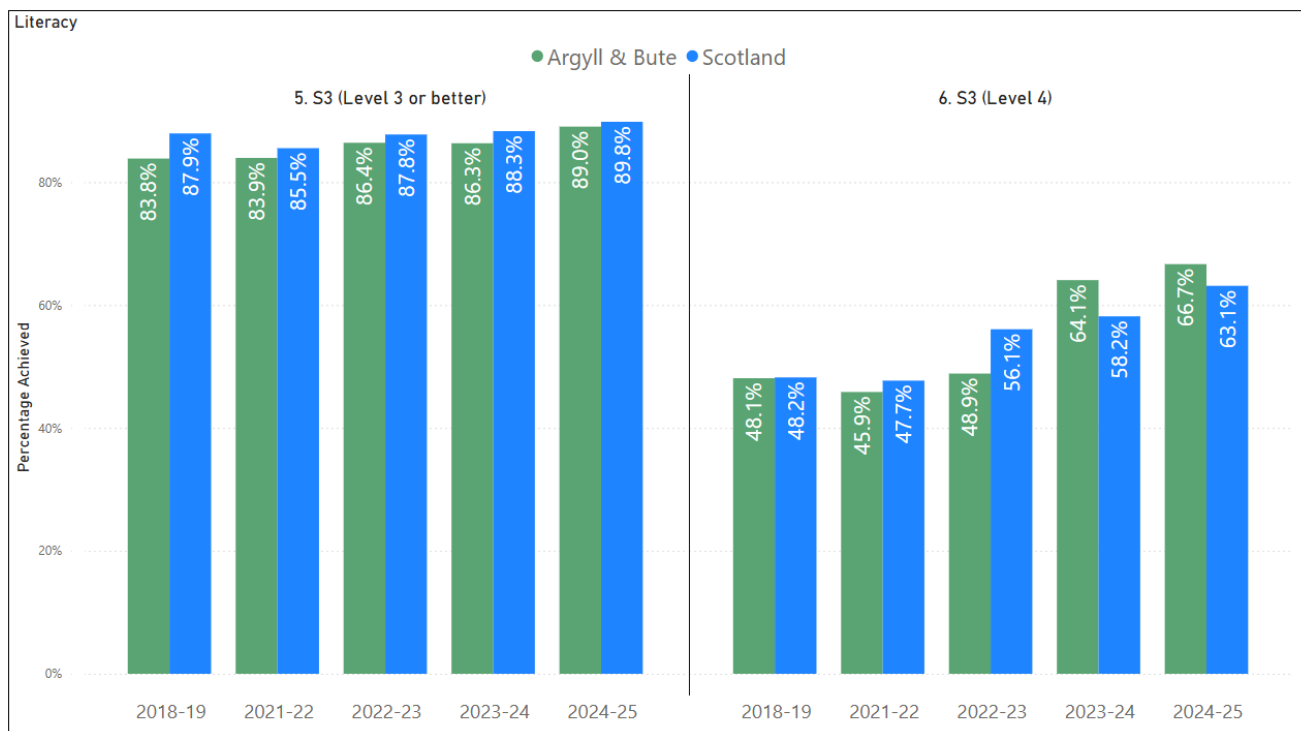


- Literacy performance in P1 is **in line** with national performance. This is in line with last year's performance and continues to build on previous years where Argyll and Bute was behind the national figure (2021-2023).
- Literacy performance in P4 is **in line** with national performance. This is a small improvement on last year.
- Literacy performance in P7 is **behind** national performance. This continues a trend that has existed in each of the last 6 sessions in which an ACEL collection was completed. Nevertheless, the performance of 70.6% is the highest it has been over the last 6 sessions and marks an improvement of 0.7% points on 2024.

- Literacy performance in P1, P4 and P7 Combined is slightly **behind** national performance. This is due to the performance of the P7 cohort which lowers attainment in this combined measure. Nevertheless, the gap to the national figure remains at 2% points, a marked improvement on the gap of 9% points which occurred in 2021, has closed from 8.3% points which occurred in 2021.

## Secondary

The visual below provides an overview of Argyll and Bute attainment against National performance in both secondary measures.

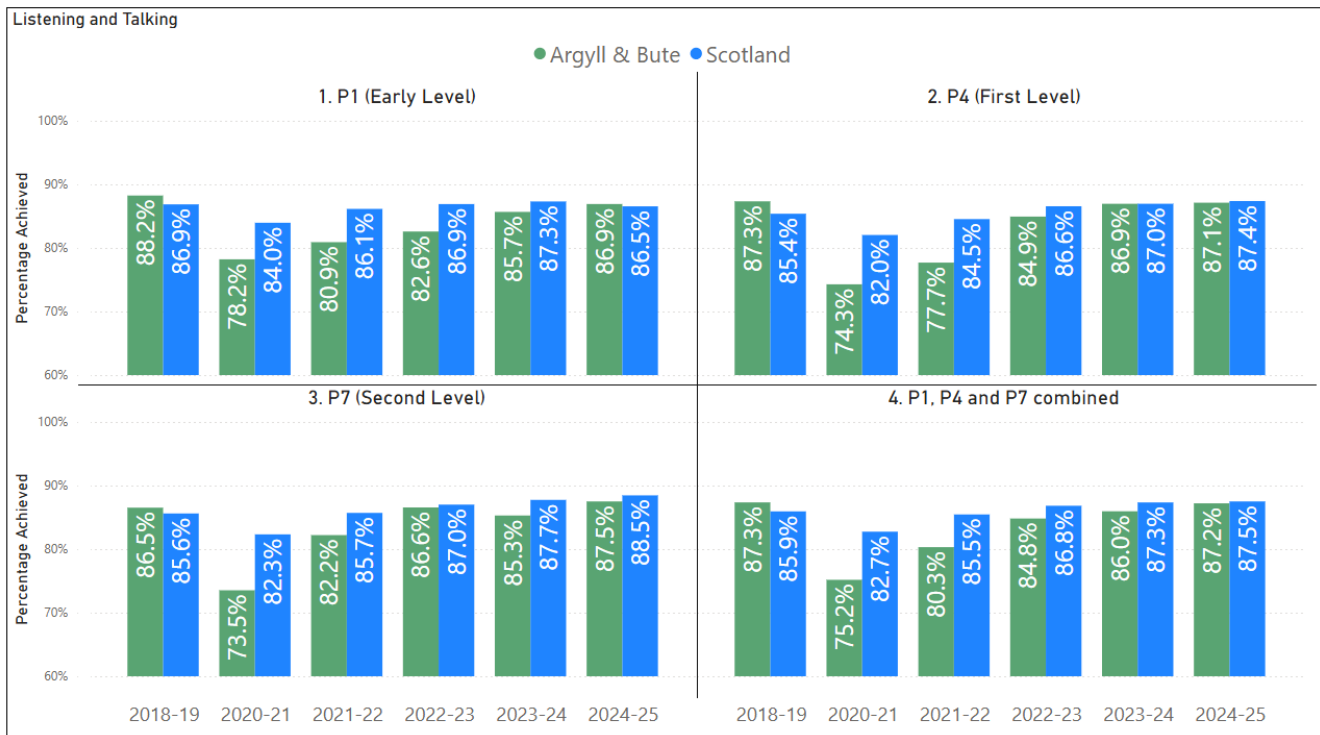


- Literacy performance in S3 at Third Level or better is **in line** with national performance. This marks a notable improvement on 2024 (+2.7% points) and is the first time Argyll and Bute is within 1% point of the national figure over the last five sessions where data was collected. The 0.8% point gap to the national figure is significantly smaller than the last pre-pandemic session which saw a gap of 4.1% points.
- Literacy performance in S3 at Fourth level is **ahead** of national performance. An improvement of 2.6% points on 2024 performance continues a positive trend which sees Argyll and Bute being ahead of the national figure for a second year in a row. This 5-year high marks a significant improvement (+20.8% points) on the 2022 figure of 45.9%.

# Listening and Talking

## Primary

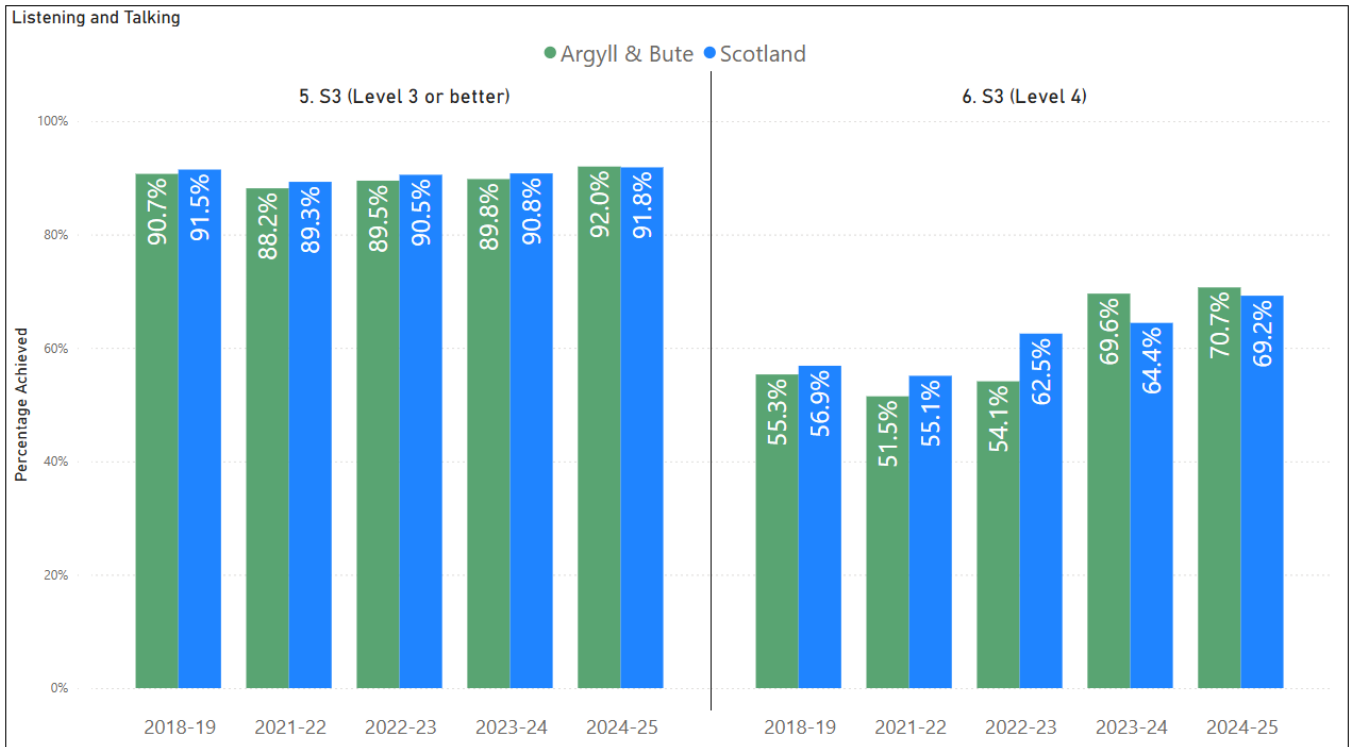
The visual below provides an overview of Argyll and Bute attainment against National performance in Listening and Talking across each of the primary measures.



- Listening and Talking performance in P1 is **in line** with national performance. This is an improvement on 2024 where Argyll and Bute was 1.6% points behind the national figure.
- Listening and Talking performance in P4 is **in line** with national performance. The authority figure of 87.1% is a small improvement on 2024 and is only 0.2% points behind the last pre-pandemic session figure of 87.3%
- Listening and Talking performance in P7 is **in line** with national performance. This marks an increase on 2024 performance where Argyll and Bute was 2.4% points behind the national performance. The 2025 figure of 87.5% is the highest it has been over these 6 sessions.
- Listening and Talking performance in P1, P4 and P7 Combined is **in line** national performance. The gap between Argyll and Bute and the national figure has fallen from 7.5% points in 2021 to 0.3% points in 2025.

## Secondary

The visual below provides an overview of Argyll and Bute attainment against National performance in Listening and Talking across both secondary measures.

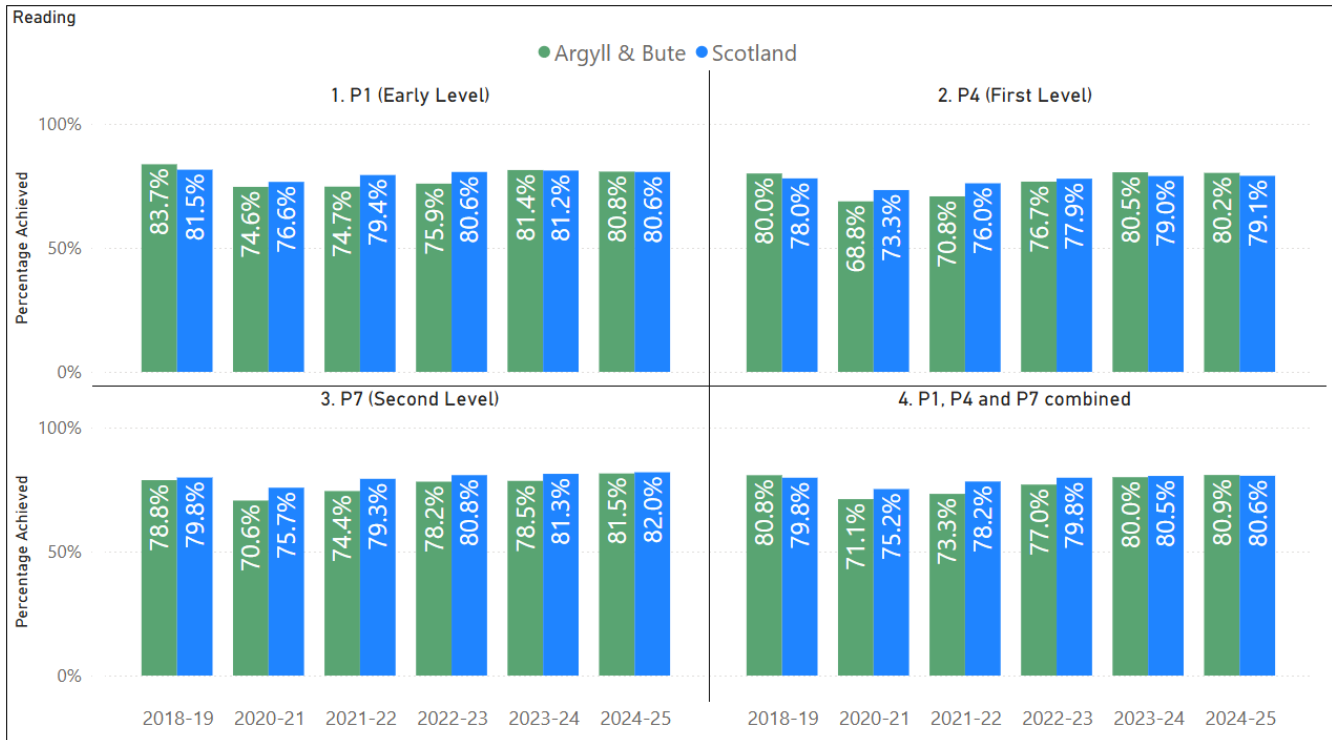


- Listening and Talking performance in S3 at Third Level or better is **in line** with national performance. This marks a notable improvement on 2024 (+2.2% points) and is the first time Argyll and Bute has exceeded the national figure over the last five sessions where data was collected.
- Listening and Talking performance in S3 at Fourth level is **ahead** of national performance. An improvement of 1.1% points on 2024 performance continues a positive trend which sees Argyll and Bute being ahead of the national figure for a second year in a row. This 5-year high marks a significant improvement (+19.2% points) on the 2022 figure of 51.5%.

# Reading

## Primary

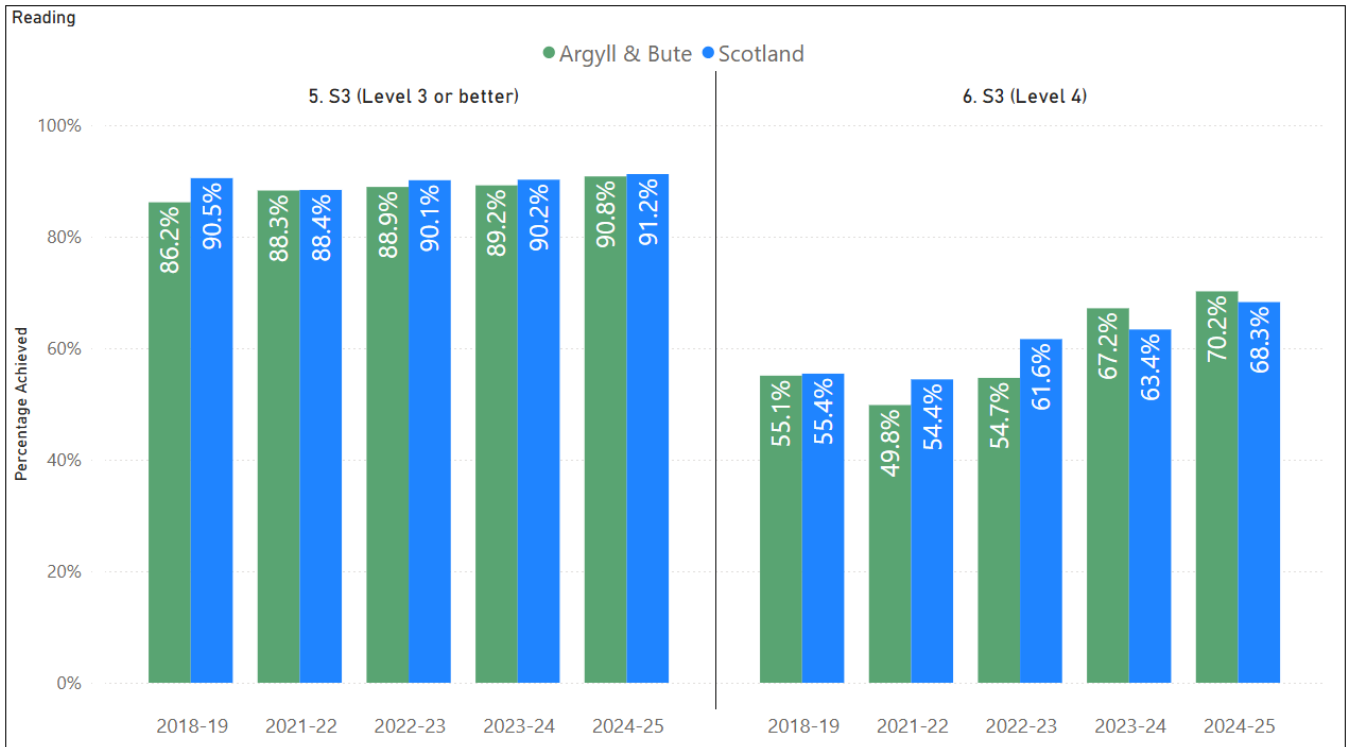
The visual below provides an overview of Argyll and Bute attainment against National performance in Reading across each of the primary measures.



- Reading performance in P1 is **in line** with national performance for the second year in a row. The figure of 80.8% marks a slight decline on 2024 performance – a pattern which also occurred nationally. Nevertheless, performance remains significantly ahead of 2021 (+6.5% points) and 2022 (+6.4% points) figures.
- Reading performance in P4 is **ahead** of national performance. This is the second year in a row that the authority has been more than 1% point ahead of the national figure. The figure of 80.2% is also significantly up (+11.4% points) on a low experienced in 2021.
- Reading performance in P7 is **in line** with national performance. This marks a significant improvement of 3.0% points against 2024 – an increase which saw the gap to national performance drop from -2.8% points to -0.5% points.
- Reading performance in P1, P4 and P7 Combined is **in line** national performance. The gap between Argyll and Bute and the national figure has fallen from -4.9% points in 2022 to +0.3% points in 2025. This is the first time we have exceeded the national figure since 2019.

## Secondary

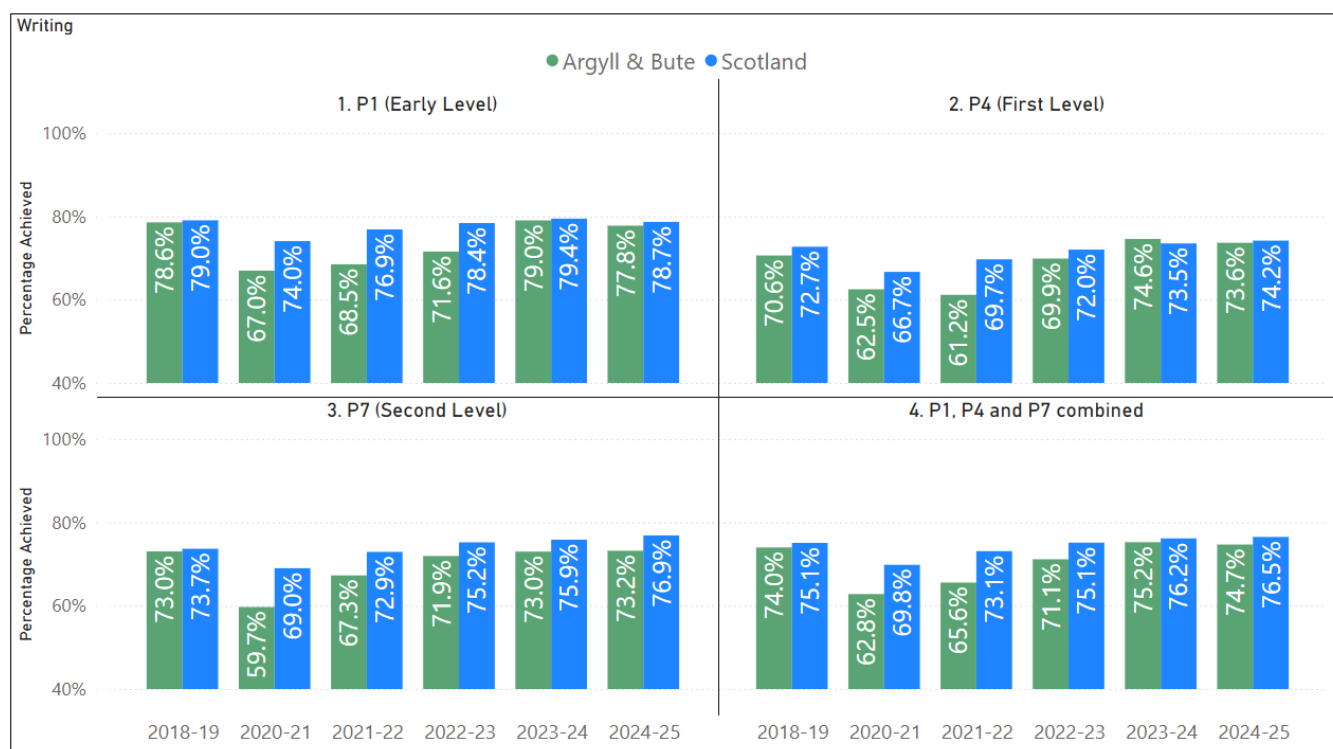
The visual below provides an overview of Argyll and Bute attainment against National performance in Reading across both secondary measures.



- Reading performance in S3 at Third Level or better is **in line** with national performance. This marks a notable improvement on 2024 (+1.6% points) and is the highest figure in the last 5 sessions where data was collected.
- Reading performance in S3 at Fourth level is **ahead** of national performance. An improvement of 3.0% points on 2024 performance continues a positive trend which sees Argyll and Bute being ahead of the national figure for a second year in a row. The +1.9% point gap to the national figure marks a significant improvement on performance in 2022 and 2023 where the gap to national was -4.6% points and -6.9% points respectively. This 5-year high also marks a significant improvement (+20.4% points) on the 2022 figure of 49.8%.

## Writing Primary

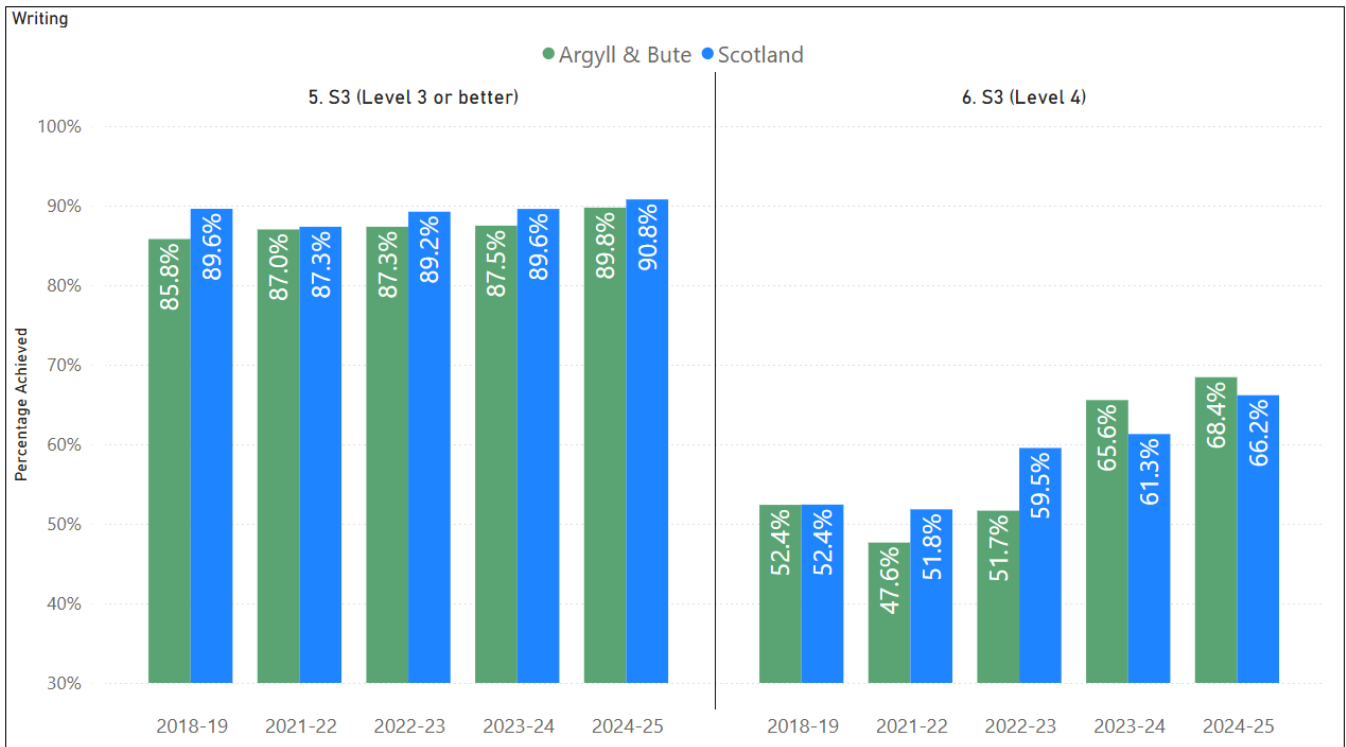
The visual below provides an overview of Argyll and Bute attainment against National performance in Writing across each of the primary measures.



- Writing performance in P1 is **in line** with national performance. The figure of 77.8% marks a small decline against 2024 – a pattern that was also experienced nationally. Nevertheless, performance remains significantly above the figures achieved in 2021 (+10.8% points) and 2022 (9.3% points).
- Writing performance in P4 is **in line** with national performance. The figure of 73.6% marks a small decline against 2024. Nevertheless, performance remains above the last pre-pandemic session and significantly up on a low of 61.2% achieved in 2022.
- Writing performance in P7 is **behind** national performance. This has occurred in five of the last six sessions where data was collected. Performance against 2024 has improved slightly (+0.2% points) but the gap to the national figure has grown from 2.9% points to 3.7% points.
- Writing performance in P1, P4 and P7 Combined is **behind** national performance. This is driven primarily by performance in P7. Nevertheless, the gap of -1.8% points remains significantly down on gaps experienced in 2021 (7.0% points) and 2022 (7.5% points) respectively.

## Secondary

The visual below provides an overview of Argyll and Bute attainment against National performance in Writing across both secondary measures.



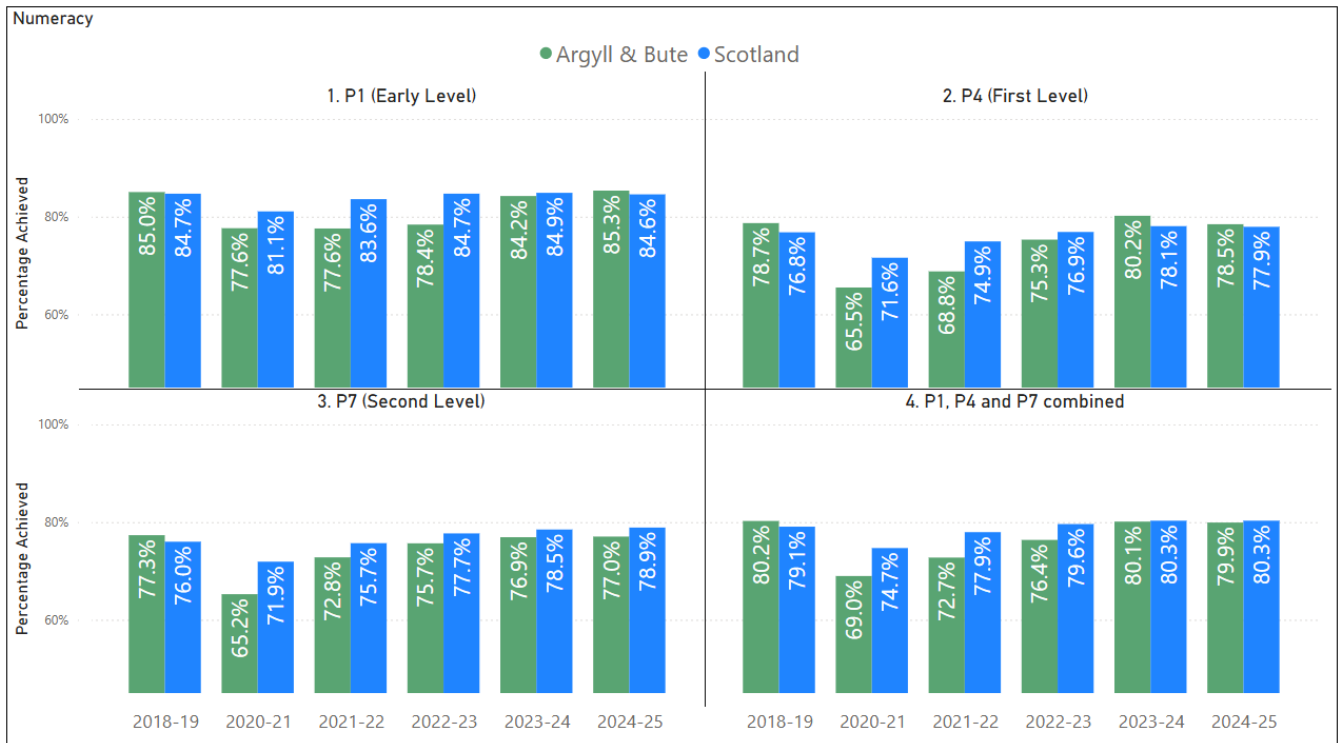
- Writing performance in S3 at Third Level or better is **in line** with national performance. This marks a notable improvement on 2024 (+2.3% points) and is the highest figure in the last 5 sessions where data was collected. Performance in 2025 is only the second session of the last 5 where Argyll and Bute has been in line with national performance.
- Writing performance in S3 at Fourth level is **ahead** of national performance. An improvement of 2.8% points on 2024 performance continues a positive trend which sees Argyll and Bute being ahead of the national figure for a second year in a row. The +2.2% point gap to the national figure marks a significant improvement on performance in 2022 and 2023 where the gap to national was -4.2% points and -7.8% points respectively. This 5-year high also marks a significant improvement (+20.8% points) on the 2022 figure of 47.6%.

# Numeracy

The visuals and analysis below provide a comparison between Argyll and Bute and National performance in Numeracy.

## Primary

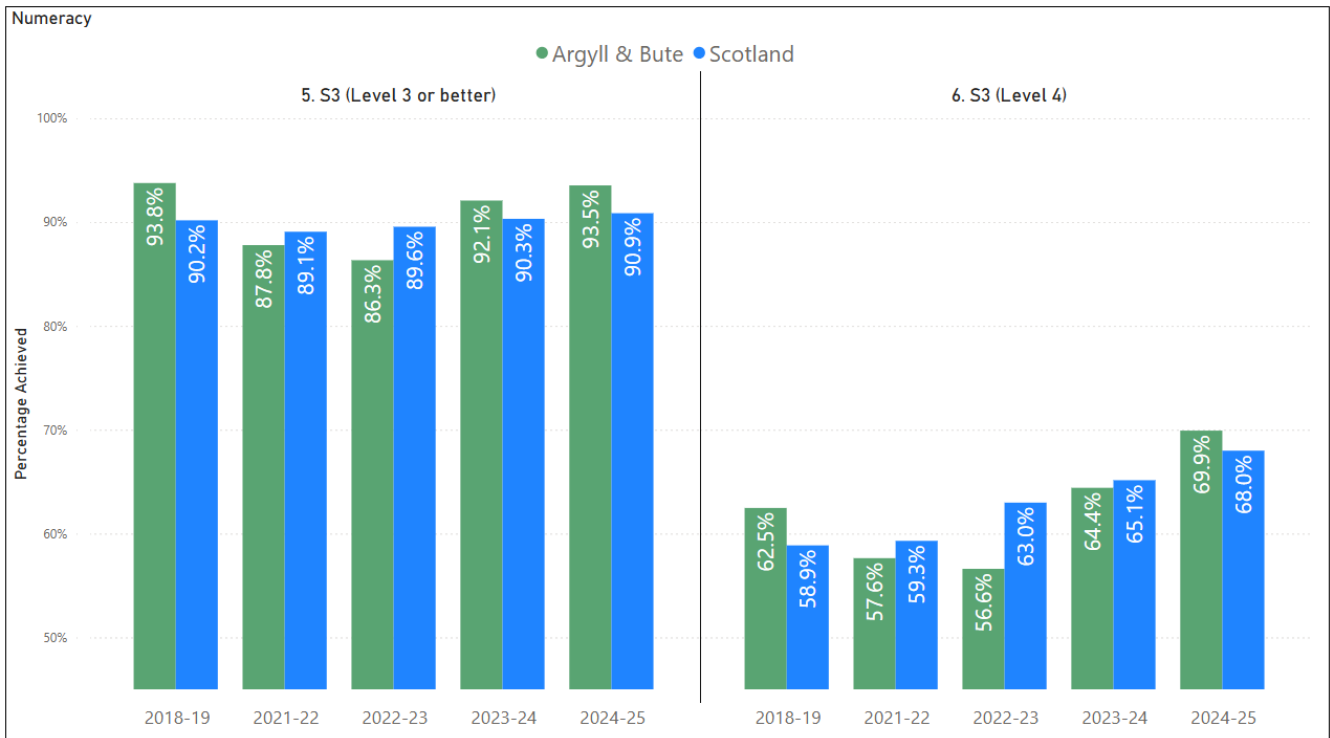
The visual below provides an overview of Argyll and Bute attainment against National performance in Numeracy across each of the primary measures.



- Numeracy performance in P1 is **in line** with national performance. The 2025 figure of 85.3% marks the highest performance over the last 6 sessions and an improvement of 1.1% points on 2024. The figure is 0.7% points ahead of the national figure – a significant turnaround on 2022 when the national figure was 6.0% points ahead of Argyll and Bute.
- Numeracy performance in P4 is **in line** with national performance. The 2025 figure of 78.5% marks a small decline on the 80.2% achieved in 2024. Nevertheless, this is the second year in a row in which Argyll and Bute has been above the national figure. The 2025 figure also maintains a level of achievement which far exceeds that of 2021(+12.0% points) and 2022 (+9.7% points).
- Numeracy performance in P7 is **behind** national performance. Performance is in line with 2024 and remains significantly above the 5-year low of 65.2% achieved in 2021.
- Numeracy performance in P1, P4 and P7 Combined is **in line** national performance. The gap between Argyll and Bute and the national figure has fallen from -5.7% points in 2021 to -0.4% points in 2025.

## Secondary

The visual below provides an overview of Argyll and Bute attainment against National performance in both secondary measures.



- Numeracy performance in S3 at Third Level or better is **ahead** of national performance. The 2025 marks an improvement of +1.4% points against 2024 performance – the highest figure since the last pandemic session of 2018/19. The gap to the national figure has grown again. Performance in Argyll and Bute was 2.6% points higher than national figures, an improvement on the + 1.8% point gap that occurred in 2024.
- Numeracy performance in S3 at Fourth level is **ahead** of national performance. This is a significant improvement on 2023 performance, where Argyll and Bute was 6 percentage points behind. An improvement of 7 percentage points in 2024 means that Argyll and Bute is now 1 percentage point behind the national figure.

## Overall Comparison

The table below provides a qualitative overview of performance against the national figure for each curricular component and all possible measures. As in earlier sections of this report, the following qualitative labels have been applied to all comparisons with national figures:

- **Behind** – more than 1.0% point behind the national figure
- **In line** – within 1.0% of the national figure, either ahead or behind
- **Ahead** – more than 1.0% point ahead of the national figure

Stage	1. Listening and Talking	2. Reading	3. Writing	4. Literacy	5. Numeracy
1. P1 (Early Level)	In Line	In Line	In Line	In Line	In Line
2. P4 (First Level)	In Line	Ahead	In Line	In Line	In Line
3. P7 (Second Level)	In Line	In Line	Behind	Behind	Behind
4. P1, P4 and P7 combined	In Line	In Line	Behind	Behind	In Line
5. S3 (Level 3 or better)	In Line	In Line	In Line	In Line	Ahead
6. S3 (Level 4)	Ahead	Ahead	Ahead	Ahead	Ahead

- Of 30 attainment measures, 5 were behind the national figure, 18 were in line and 7 were ahead.
- 83% of all measures were in line (60%) or ahead (23%) of national figures.
- All measures at S3 were in line or ahead of national figures, whilst P7 was behind in 60% of all measures.

To provide context to the latest set of data, the table below shows how Argyll and Bute compared against the national figures using the same criteria in the 2021/22 session:

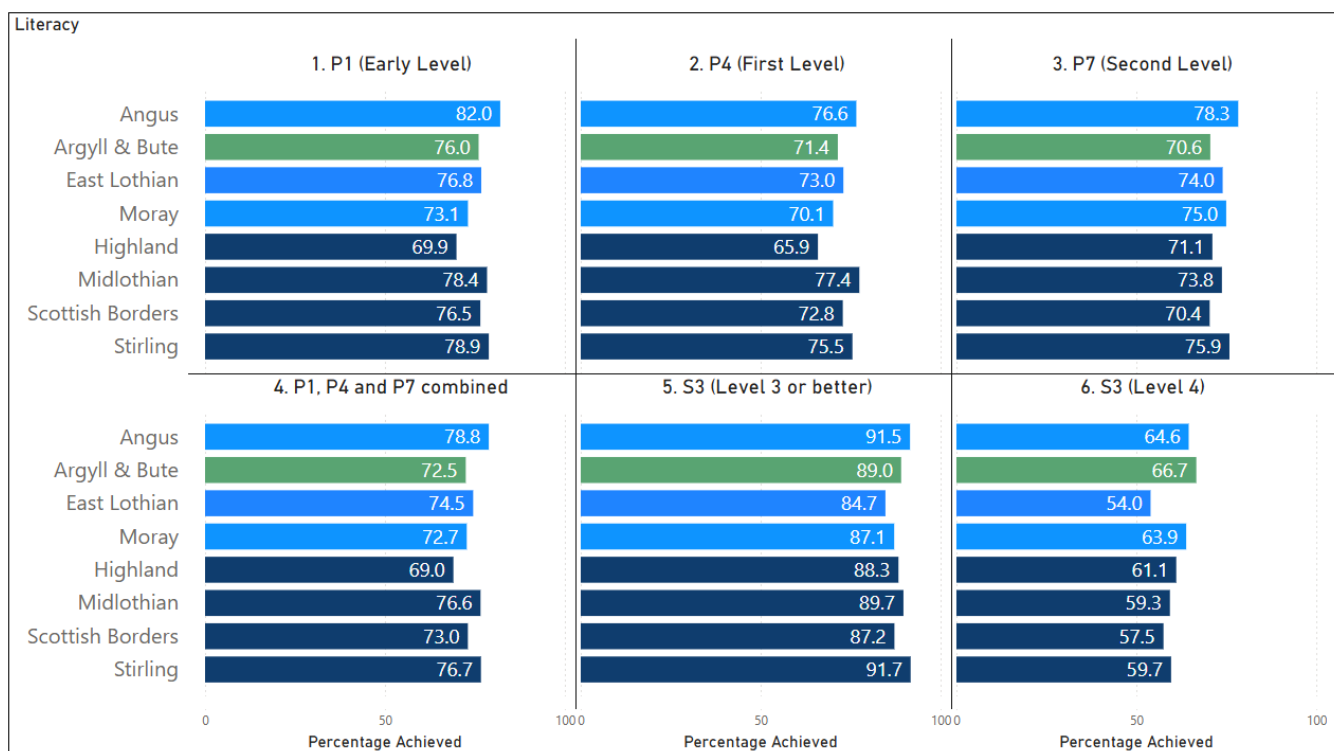
Stage	1. Listening and Talking	2. Reading	3. Writing	4. Literacy	5. Numeracy
1. P1 (Early Level)	Behind	Behind	Behind	Behind	Behind
2. P4 (First Level)	Behind	Behind	Behind	Behind	Behind
3. P7 (Second Level)	Behind	Behind	Behind	Behind	Behind
4. P1, P4 and P7 combined	Behind	Behind	Behind	Behind	Behind
5. S3 (Level 3 or better)	Behind	In Line	In Line	Behind	Behind
6. S3 (Level 4)	Behind	Behind	Behind	Behind	Behind

## Local Government Benchmarking Framework Family Group

The visuals and analysis below provide a comparison in performance between Argyll and Bute and its Local Government Benchmarking Framework (LGBF) Family Group and Quad partner authorities. Quad partners, in light blue, include Angus, East Lothian and Moray. The wider LGBF partner authorities are in dark blue and include Highland, Midlothian, Scottish Borders and Stirling.

### Literacy

The visual below provides an overview of Argyll and Bute attainment against the performance of our LGBF family group and Quad partner authorities in Literacy.



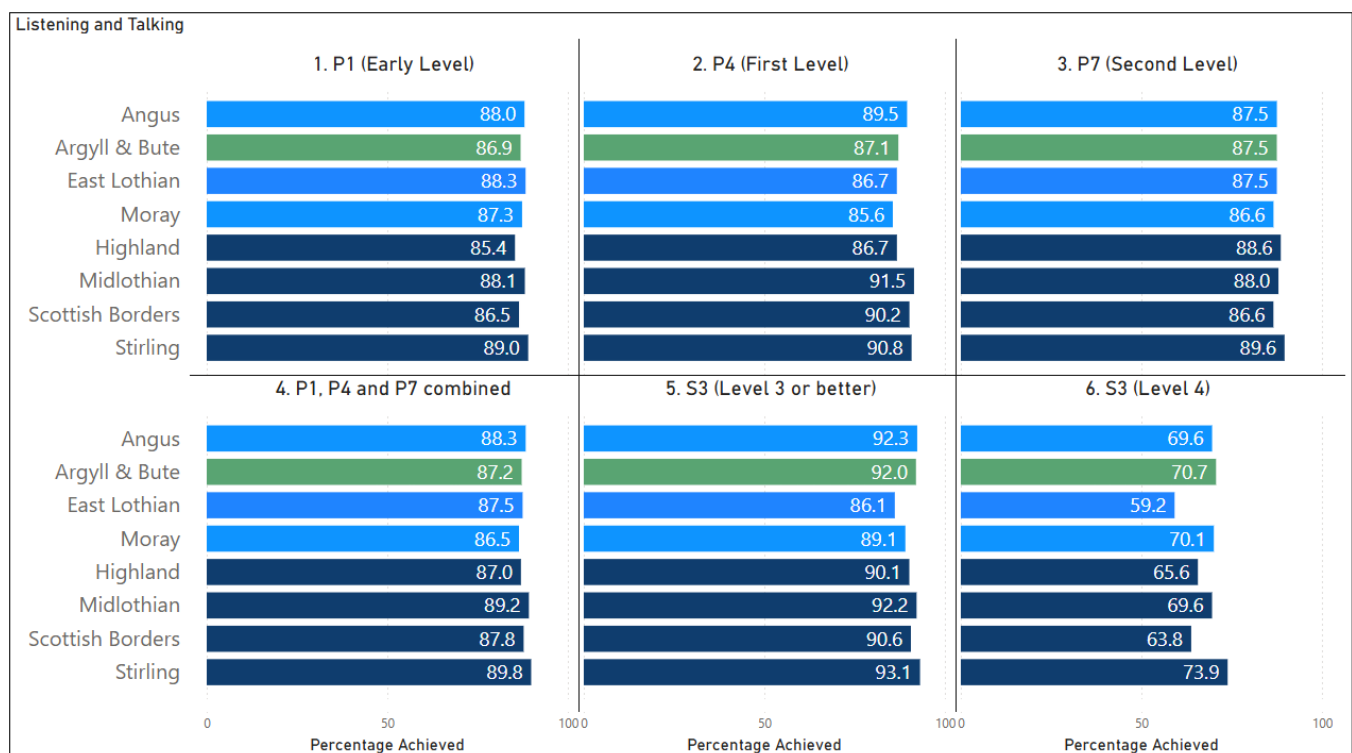
- Literacy performance in P1 is **ahead of two** LGBF family group authorities, **in line with two** and **behind three**. Highland has the lowest figure (69.9%), whilst Angus has the highest figure (82.0%). Argyll and Bute is ranked 3<sup>rd</sup> within its quad.
- Literacy performance in P4 is **ahead of two** LGBF partner authorities and **behind five**. Highland has the lowest figure (65.9%), whilst Midlothian has the highest figure (77.4%). Argyll and Bute is ranked 3<sup>rd</sup> within its quad.
- Literacy performance in P7 is **in line with two** LGBF partner authority, and **behind five**. Scottish Borders has the lowest figure (70.4%), whilst Angus has the highest figure (78.3%). Argyll and Bute is ranked 4<sup>th</sup> within its quad.
- Literacy performance in P1, P4 and P7 combined is **ahead of one** LGBF partner authority, **in line with two** and **behind four**. Highland has the lowest figure (69.0%), whilst Angus has the highest figure (78.8%). Argyll and Bute is ranked 4<sup>th</sup> within its quad.

- Literacy performance for S3 Third Level or better is **ahead of three** LGBF partner authorities, **in line with two** and **behind two**. East Lothian has the lowest figure (84.7%), whilst Stirling has the highest figure (91.7%). Argyll and Bute is ranked 2<sup>nd</sup> within its quad.
- Literacy performance for S3 Fourth level is **ahead of seven** LGBF partner authorities. East Lothian has the lowest figure (54.0%), whilst Argyll and Bute has the highest figure (66.7%). Argyll and Bute is ranked 1<sup>st</sup> within its quad.

The section below explores the Literacy sub-components for both Primary and Secondary.

## Listening and Talking

The visual below provides an overview of Argyll and Bute attainment against the performance of our LGBF family group partner authorities in Listening and Talking.

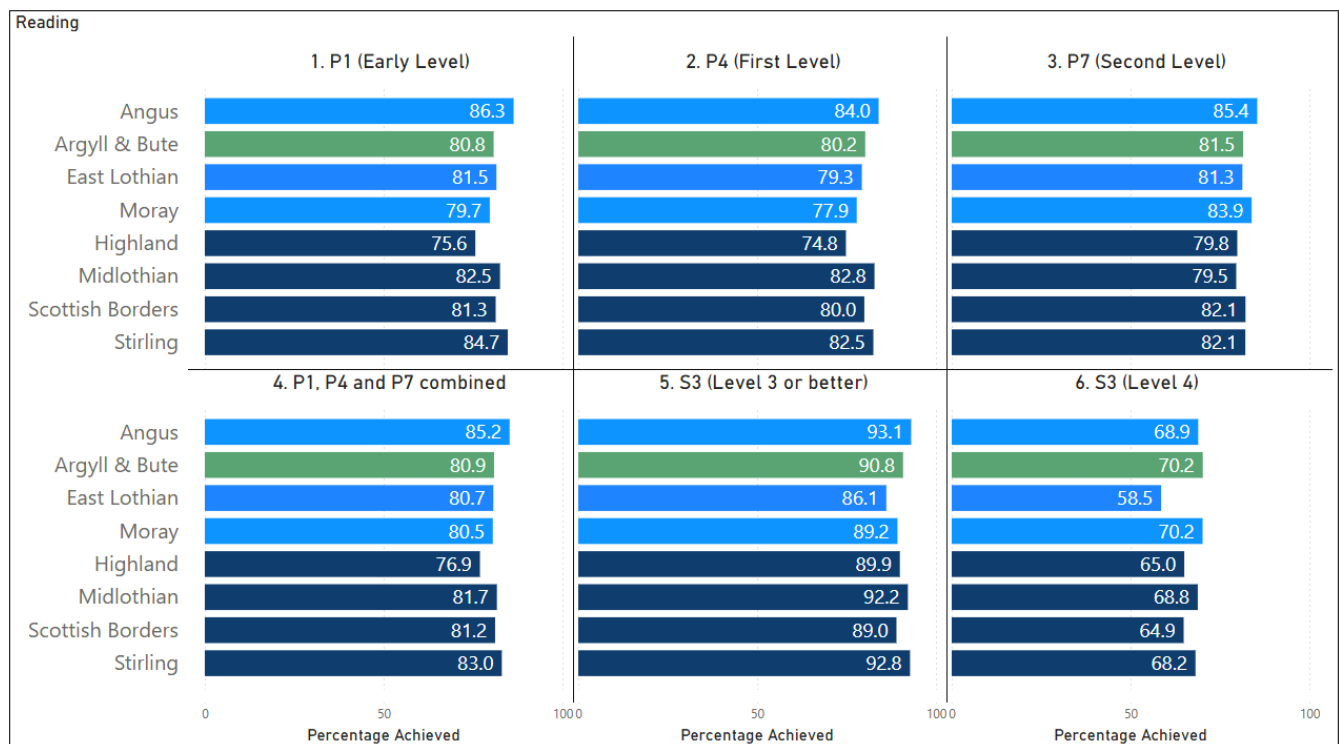


- Listening and Talking performance in P1 is **ahead of one** LGBF partner authority, **in line with two** and **behind four**. Highland has the lowest figure (85.4%), whilst Stirling has the highest figure (89.0%). Argyll and Bute is ranked 4<sup>th</sup> within its quad.
- Listening and Talking performance in P4 is **ahead of one** LGBF partner authorities, **in line with two** and **behind four**. Moray has the lowest figure (85.6%), whilst Midlothian has the highest figure (91.5%). Argyll and Bute is ranked 2<sup>nd</sup> within its quad.
- Listening and Talking performance in P7 is **in line with five** LGBF partner authorities and **behind two**. Scottish Borders has the lowest figure (86.6%), whilst Stirling has the highest figure (89.6%). Argyll and Bute is ranked joint 1<sup>st</sup> within its quad (Angus and East Lothian matched the 87.5% achieved by Argyll and Bute).

- Listening and Talking performance in P1, P4 and P7 combined is **in line with four** LGBF partner authorities and **behind three**. Moray has the lowest figure (86.5%), whilst Stirling has the highest figure (89.8%). Argyll and Bute is ranked 3<sup>rd</sup> within its quad.
- Listening and Talking performance for S3 Third Level or better is **ahead of four** LGBF partner authorities, **in line with two** and **behind one**. East Lothian has the lowest figure (86.1%), whilst Stirling has the highest figure (93.1%). Argyll and Bute is ranked 2<sup>nd</sup> within its quad.
- Listening and Talking performance for S3 Fourth level is **ahead of five** LGBF partner authorities, **in line with one** and **behind one**. East Lothian has the lowest figure (59.2%), whilst Stirling has the highest figure (73.9%). Argyll and Bute is ranked 1<sup>st</sup> within its quad.

## Reading

The visual below provides an overview of Argyll and Bute attainment against the performance of our LGBF family group and Quad partner authorities in Reading.

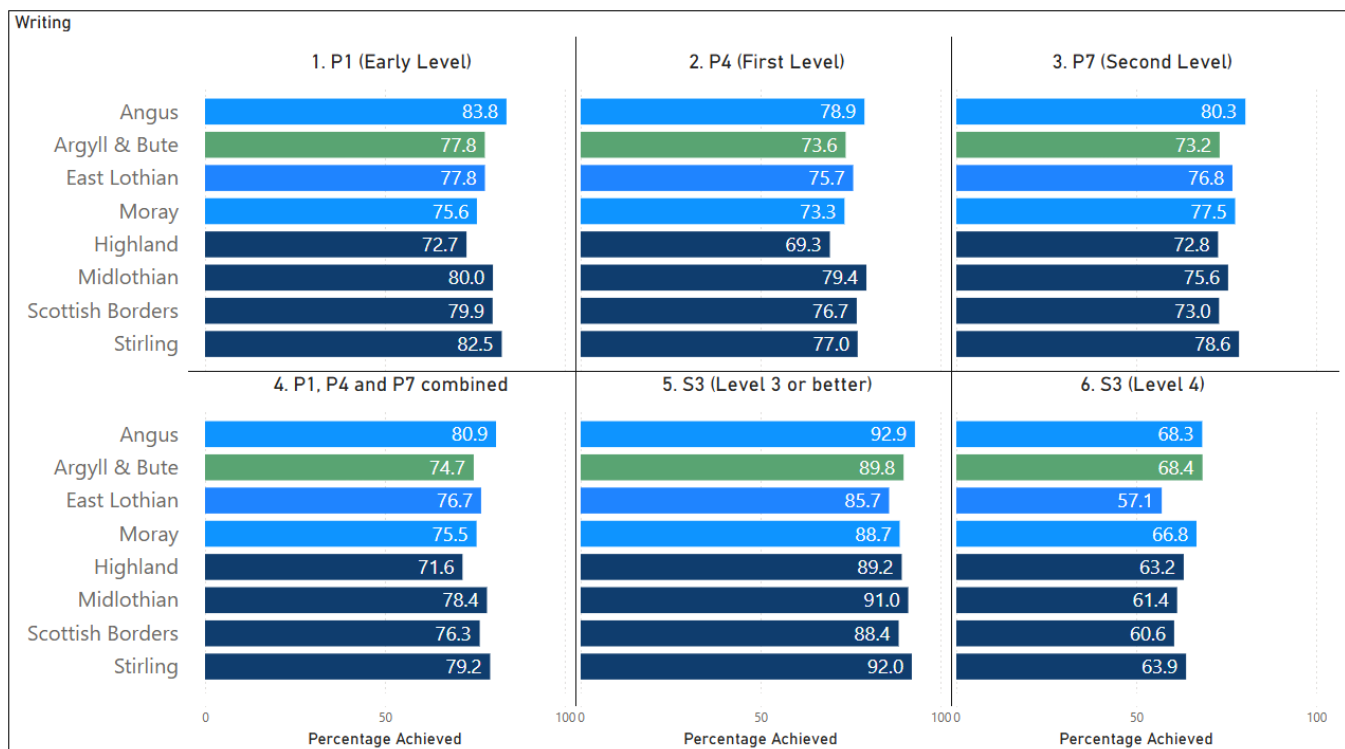


- Reading performance in P1 is **ahead of two** LGBF partner authorities, **in line with two** and **behind three**. Highland has the lowest figure (75.6%), whilst Angus has the highest figure (86.3%). Argyll and Bute is ranked 3<sup>rd</sup> within its quad.
- Reading performance in P4 is **ahead of two** LGBF partner authorities, **in line with two** and **behind three**. Highland has the lowest figure (74.8%), whilst Midlothian has the highest figure (82.8%). Argyll and Bute is ranked 2<sup>nd</sup> within its quad.
- Reading performance in P7 is **ahead of two** LGBF partner authorities, **in line with three** and **behind two**. Midlothian has the lowest figure (79.5%), whilst Angus has the highest figure (85.4%). Argyll and Bute is ranked 3<sup>rd</sup> within its quad.

- Reading performance in P1, P4 and P7 combined is **ahead of one** LGBF partner authorities, **in line with four** and **behind two**. Highland has the lowest figure (76.9%), whilst Angus has the highest figure (85.2%). Argyll and Bute is ranked 2<sup>nd</sup> within its quad.
- Reading performance for S3 Third Level or better is **ahead of three** LGBF partner authorities, **in line with one** and **behind three**. East Lothian has the lowest figure (86.1%), whilst Angus has the highest figure (93.1%). Argyll and Bute is ranked 2<sup>nd</sup> within its quad.
- Reading performance for S3 Fourth level is **ahead of six** LGBF partner authorities and **in line with one**. East Lothian has the lowest figure (58.5%), whilst Argyll and Bute and Moray have the highest figure (70.2%). Argyll and Bute is ranked 1<sup>st</sup> within its quad, alongside Moray.

## Writing

The visual below provides an overview of Argyll and Bute attainment against the performance of our LGBF family group partner authorities in Writing.



- Writing performance in P1 is **ahead of two** LGBF partner authorities, **in line with one** and **behind four**. Highland has the lowest figure (72.7%), whilst Angus has the highest figure (83.8%). Argyll and Bute is ranked joint 2<sup>nd</sup> within its quad.
- Writing performance in P4 is **ahead of one** LGBF partner authorities, **in line with one** and **behind five**. Highland has the lowest figure (69.3%), whilst Midlothian has the highest figure (79.4%). Argyll and Bute is ranked 3<sup>rd</sup> within its quad.
- Writing performance in P7 is **in line with two** LGBF partner authorities and **behind five**. Highland has the lowest figure (72.8%), whilst Angus has the highest figure (80.3%). Argyll and Bute is ranked 4<sup>th</sup> within its quad.

- Writing performance in P1, P4 and P7 combined is **ahead of one** LGBF partner authorities, **in line with one** and **behind five**. Highland has the lowest figure (71.6%), whilst Angus has the highest figure (80.9%). Argyll and Bute is ranked 3<sup>rd</sup> within its quad.
- Writing performance for S3 Third Level or better is **ahead of three** LGBF partner authorities, **in line with one** and **behind three**. East Lothian has the lowest figure (85.7%), whilst Angus has the highest figure (92.9%). Argyll and Bute is ranked 2<sup>nd</sup> within its quad.
- Writing performance for S3 Fourth level is **ahead of six** LGBF partner authorities and **in line with one**. East Lothian has the lowest figure (57.1%), whilst Argyll and Bute has the highest figure (68.4%). Argyll and Bute is ranked 1<sup>st</sup> within its quad.

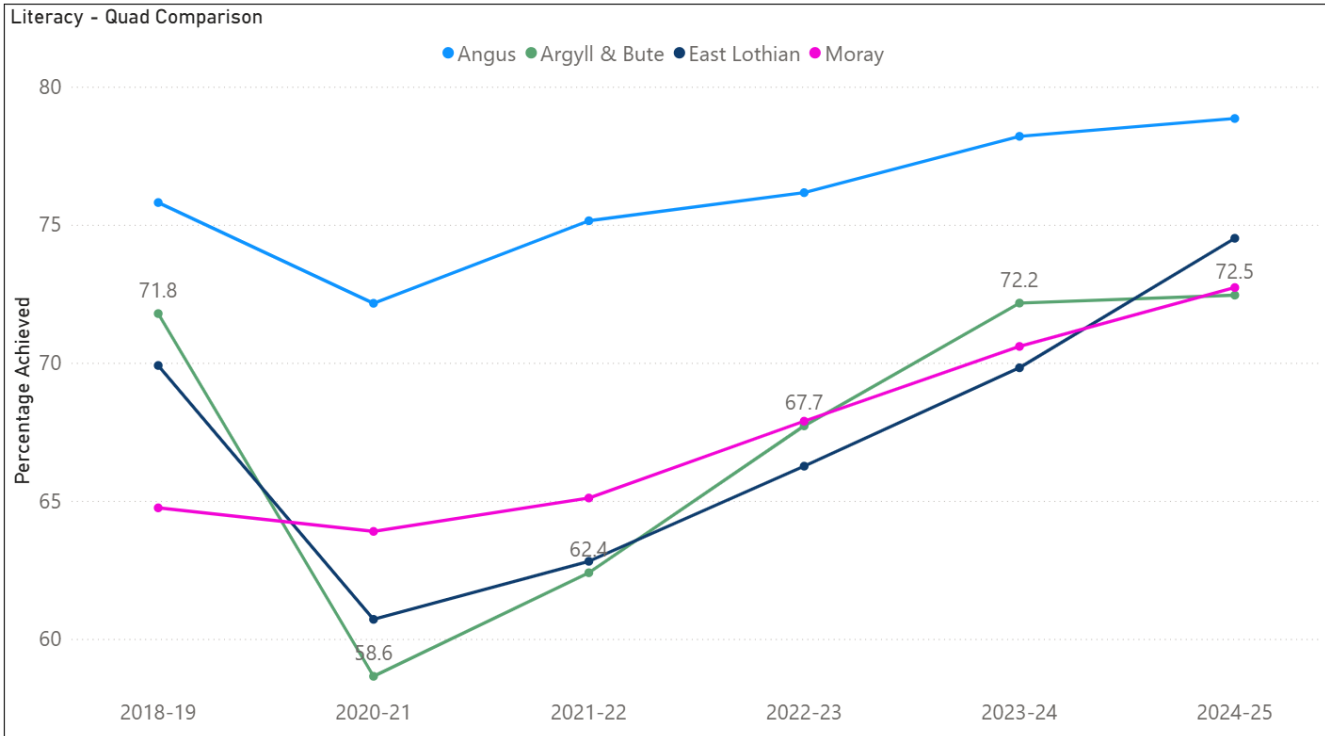
## Literacy – LGBF and Quad Progress

The table below shows the progress of all LGBF partner authorities for P1, P4 and P7 combined Literacy.

Local Authority	2020-21	2021-22	2022-23	2023-24	2024-25	5 Year Change
Angus	72.2	75.1	76.2	78.2	78.8	6.7
Argyll & Bute	58.6	62.4	67.7	72.2	72.5	13.8
East Lothian	60.7	62.8	66.3	69.8	74.5	13.8
Highland	49.5	59.3	64.8	68.7	69.0	19.6
Midlothian	65.8	68.2	71.6	71.8	76.6	10.8
Moray	63.9	65.1	67.9	70.6	72.7	8.8
Scottish Borders	66.3	68.9	72.0	73.3	73.0	6.8
Stirling	73.6	76.6	76.4	77.6	76.7	3.1

- Argyll and Bute has seen a 13.8% point improvement in four sessions, beaten only by Highland (19.6% points).
- Argyll and Bute was 15.0% points behind the highest performing authority in 2021 (Stirling). In 2025, this gap had reduced to 6.3% points (Angus)

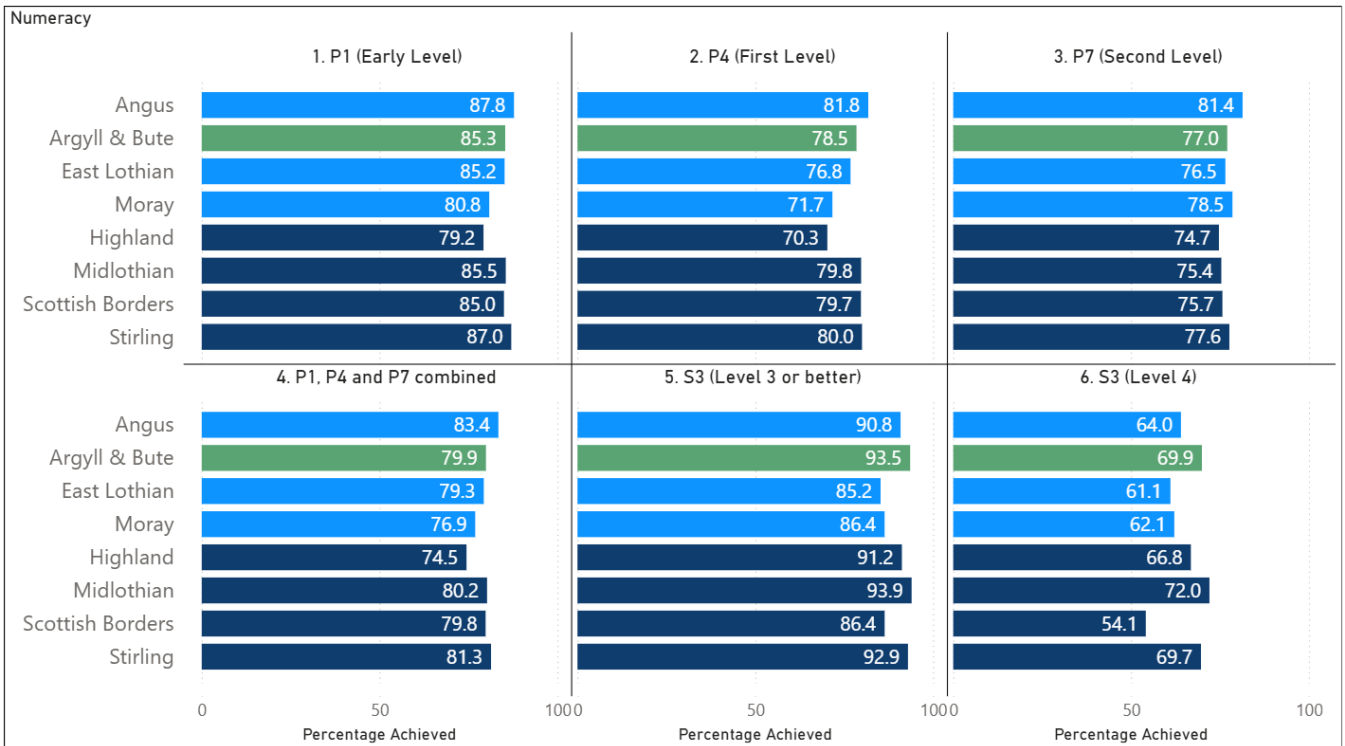
The visual below shows progress within P1,4,7 combined Literacy for Quad partner authorities only:



- Despite improving by 0.3% points, Argyll and Bute has fallen from 2<sup>nd</sup> to 4<sup>th</sup> in the quad. This is because performance in East Lothian and Moray improved at a greater rate.

## Numeracy

The visual below provides an overview of Argyll and Bute attainment against the performance of our LGBF family group partner authorities in Numeracy.



- Numeracy performance in P1 is **ahead of two** LGBF partner authorities, **in line with three** and **behind two**. Highland has the lowest figure (79.2%), whilst Angus has the highest figure (87.8%). Argyll and Bute is ranked 2<sup>nd</sup> within its quad.
- Numeracy performance in P4 is **ahead of three** LGBF partner authorities and **behind four**. Highland has the lowest figure (70.3%), whilst Angus has the highest figure (81.8%). Argyll and Bute is ranked 2<sup>nd</sup> within its quad.
- Numeracy performance in P7 is **ahead of three** LGBF partner authorities, **in line with two**, and **behind two**. Highland has the lowest figure (74.7%), whilst Angus has the highest figure (81.4%). Argyll and Bute is ranked 3<sup>rd</sup> within its quad.
- Numeracy performance in P1, P4 and P7 combined is **ahead of two** LGBF partner authorities, **in line with three** and **behind two**. Highland has the lowest figure (74.5%), whilst Angus has the highest figure (83.4%). Argyll and Bute is ranked 2<sup>nd</sup> within its quad.
- Numeracy performance for S3 Third Level or better is **ahead of five** LGBF partner authorities and **in line with two**. East Lothian has the lowest figure (85.2%), whilst Midlothian has the highest figure (93.9%). Argyll and Bute is ranked 1<sup>st</sup> within its quad.
- Numeracy performance for S3 Fourth level is **ahead of five** LGBF partner authorities, **in line with one** and **behind one**. Scottish Borders has the lowest figure (54.1%), whilst Midlothian has the highest figure (72.0%). Argyll and Bute is ranked 1<sup>st</sup> within its quad.

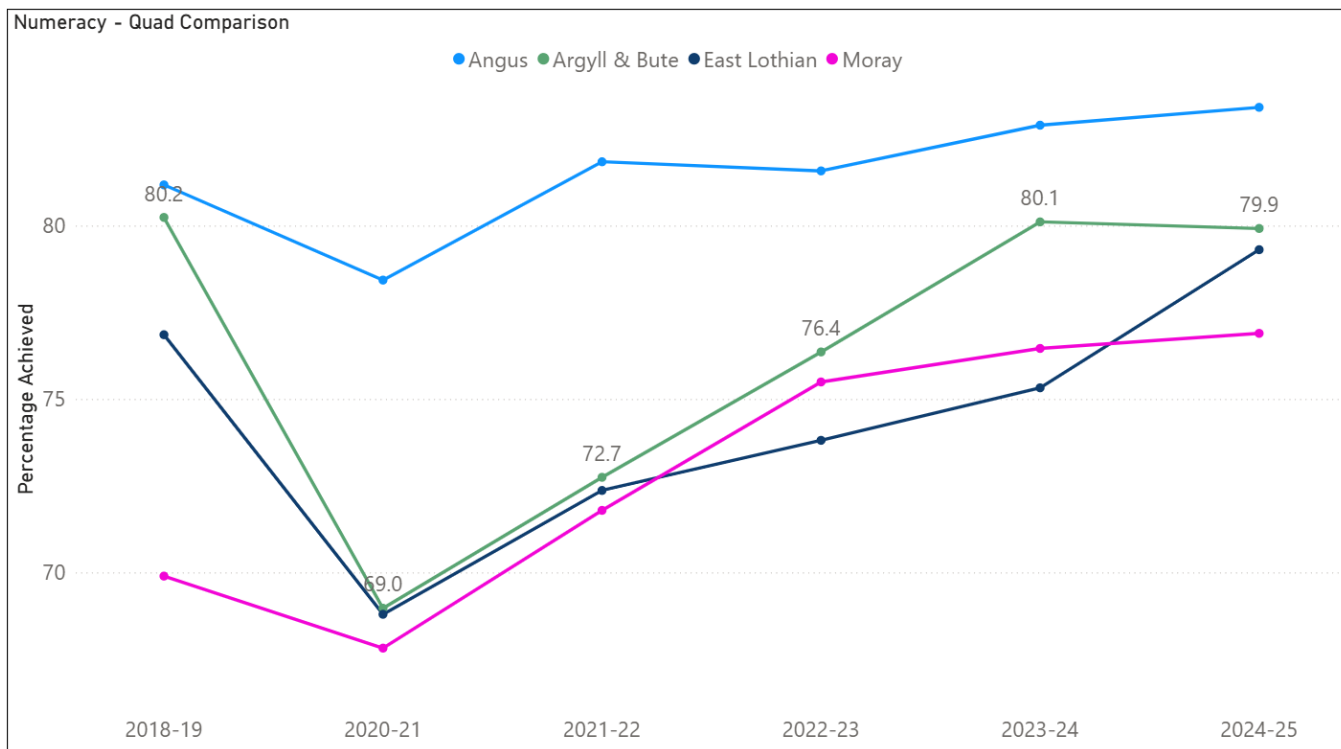
## Numeracy - LGBF and Quad Progress

The table below shows the progress of all LGBF partner authorities for P1, P4 and P7 combined Numeracy.

Local Authority	2020-21	2021-22	2022-23	2023-24	2024-25	5 Year Change
Angus	78.4	81.8	81.6	82.9	83.4	5.0
Argyll & Bute	69.0	72.7	76.4	80.1	79.9	11.0
East Lothian	68.8	72.4	73.8	75.3	79.3	10.5
Highland	60.1	68.8	72.2	74.4	74.5	14.4
Midlothian	72.8	76.1	76.8	76.8	80.2	7.4
Moray	67.8	71.8	75.5	76.5	76.9	9.1
Scottish Borders	74.2	76.6	77.0	81.2	79.8	5.7
Stirling	80.1	82.1	82.7	83.8	81.3	1.2

- Argyll and Bute has seen an 11.0% point improvement in five sessions, beaten only by Highland (14.4% points).
- Argyll and Bute was 11 percentage points behind the highest performing authority in 2021 (Stirling). In 2025, this gap had reduced to 3.5% points (Angus).

The visual below shows progress within P1,4,7 combined Numeracy for Quad partner authorities only:



- Despite declining by 0.2% points, Argyll and Bute has maintained its 2<sup>nd</sup> position in the quad.

## LGBF Family Group and Quad Ranking Overview

The table below provides an overview of LGBF Family Group and Quad rankings for all measures of Literacy and Numeracy Attainment in 2021/22 (during the pandemic) and the latest session of 2024/25.

Rankings All Measures	2021/22 Session				2024/25 Session				Ranking Change			
	LGBF Family Group		Quad		LGBF Family Group		Quad		LGBF Family Group		Quad	
Stage	Lit	Num	Lit	Num	Lit	Num	Lit	Num	Lit	Num	Lit	Num
1. P1 (Early Level)	7	7	4	4	6	4	3	2	-1	-3	-1	-2
2. P4 (First Level)	7	7	4	4	6	5	3	2	-1	-2	-1	-2
3. P7 (Second Level)	6	5	3	2	7	4	4	3	1	-1	1	1
4. P1, P4 and P7 combined	7	5	4	2	7	4	4	2	0	-1	0	0
5. S3 (Level 3 or better)	5	5	3	3	4	2	2	1	-1	-3	-1	-2
6. S3 (Level 4)	5	6	3	3	1	2	1	1	-4	-4	-2	-2

- Progress against LGBF family group partner authorities has been made across both literacy and numeracy.
  - In literacy, Argyll and Bute has improved its ranking in 4 of 6 measures. Literacy in S3 at Fourth Level has gone from 5<sup>th</sup> in 2022 to 1<sup>st</sup> in 2025.

- In numeracy, Argyll and Bute has improved its ranking in all 6 measures. Numeracy at S3 has improved from 5<sup>th</sup> at Level 3 or better to 2<sup>nd</sup> and 6<sup>th</sup> at Level 4 to 2<sup>nd</sup>. P1 Numeracy has also improved from 7<sup>th</sup> to 4<sup>th</sup>.
- Progress against Quad partner authorities has also been made across both literacy and numeracy.
  - In literacy, Argyll and Bute has improved its ranking in 4 of 6 measures. Literacy in S3 at Fourth Level has gone from 3<sup>rd</sup> in 2022 to 1<sup>st</sup> in 2025.
  - In numeracy, Argyll and Bute has improved its ranking in 4 of 6 measures. Numeracy at S3 is ranked top of the quad for both Third level and better and 4<sup>th</sup> level.

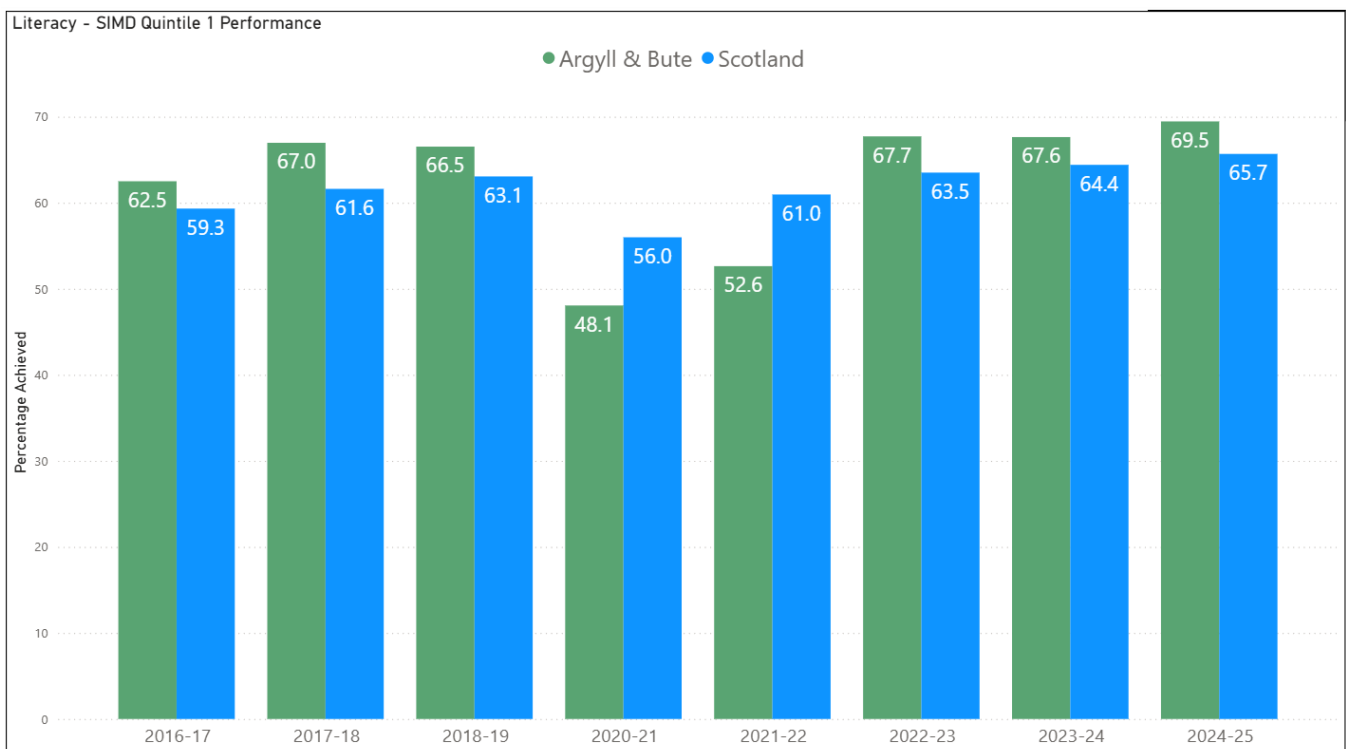
## Performance of SIMD 20% Most Deprived Pupils

### Comparison with National Performance

The visuals below explore the performance of pupils from SIMD Quintile 1 (20% most deprived) in both Argyll and Bute and Scotland. P1, P4 and P7 combined has been used as a measure as a comprehensive indicator of pupil performance in Primary schools.

### Literacy

The visual below shows the percentage of pupils who achieved the expected level in Literacy.

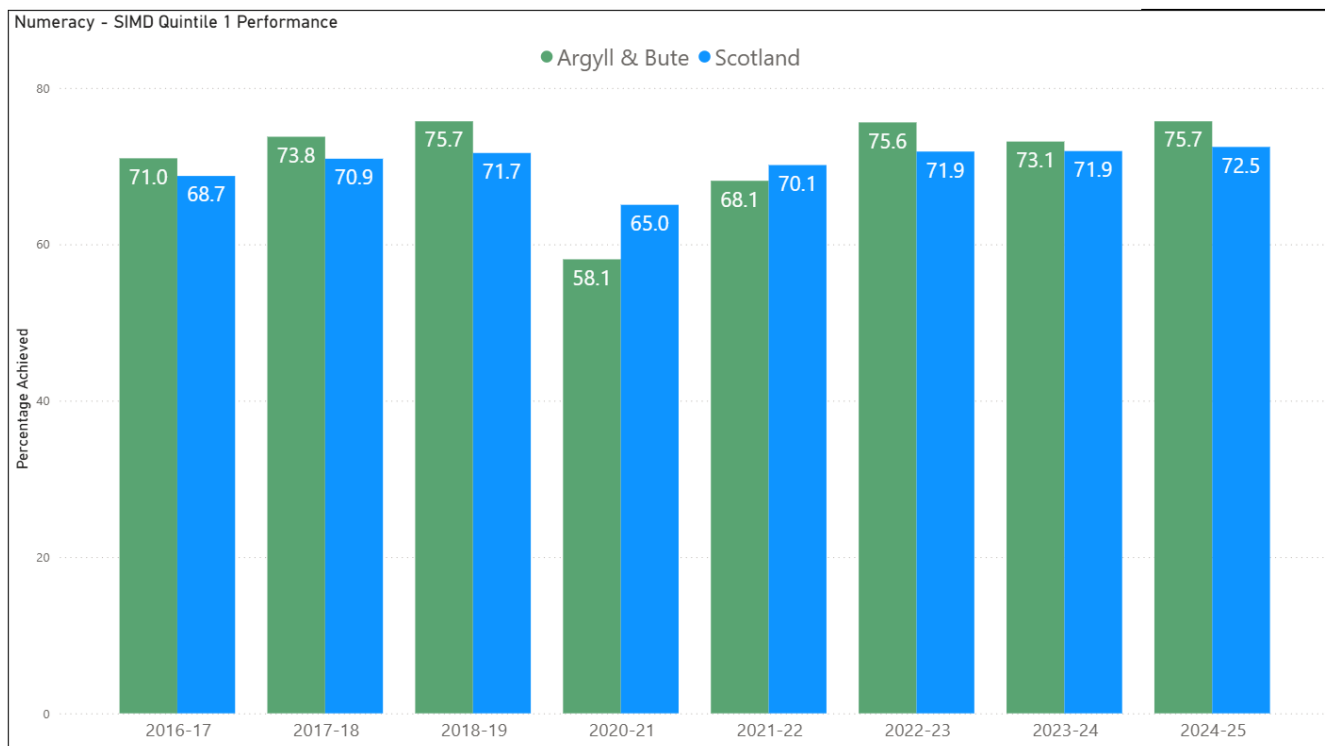


- Argyll and Bute outperformed the national figure for the third year in a row.

- Argyll and Bute performance is above with the previous session and significantly above performance in 2021 and 2022. The figure of 69.5% marks a high over this 8 year period for which data is available.
- In the 8 sessions to date which have data on this measure, Argyll and Bute Quintile 1 pupils have outperformed National Quintile 1 pupils in 6 of 8 sessions (75%).

## Numeracy

The visual below shows the percentage of pupils who achieved the expected level in Numeracy.



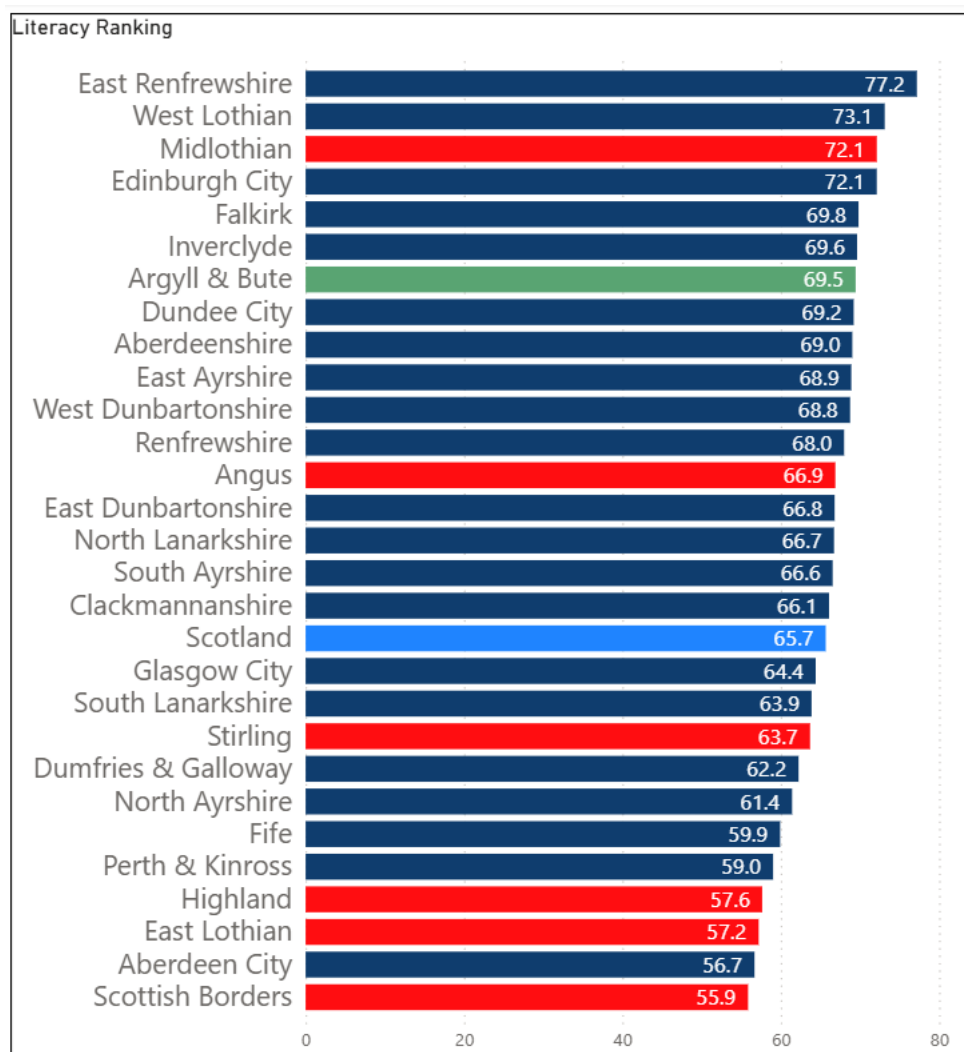
- Argyll and Bute outperformed the national figure for the third year in a row.
- Argyll and Bute performance is above with the previous session and significantly above performance in 2021 and 2022. The figure of 75.7% matches the high achieved in 2018/19.
- In the 8 sessions to date which have data on this measure, Argyll and Bute Quintile 1 pupils have outperformed National Quintile 1 pupils in 6 of 8 sessions (75%).

## Comparison with other LAs and LGBF Family Group

The visuals below explore the performance of pupils from SIMD Quintile 1 (20% most deprived). The P1, P4 and P7 combined measure is used as this has the most complete data. Not all 32 local authorities have published data in this measure due to small numbers of Quintile 1 learners. In the visuals below, LGBF family group partner authorities are presented in red. All other local authorities are presented in dark blue. Performance in Literacy and Numeracy is detailed below.

### Literacy

The visual below shows the percentage of pupils who achieved the expected level in Literacy. The visual is ordered largest to smallest.

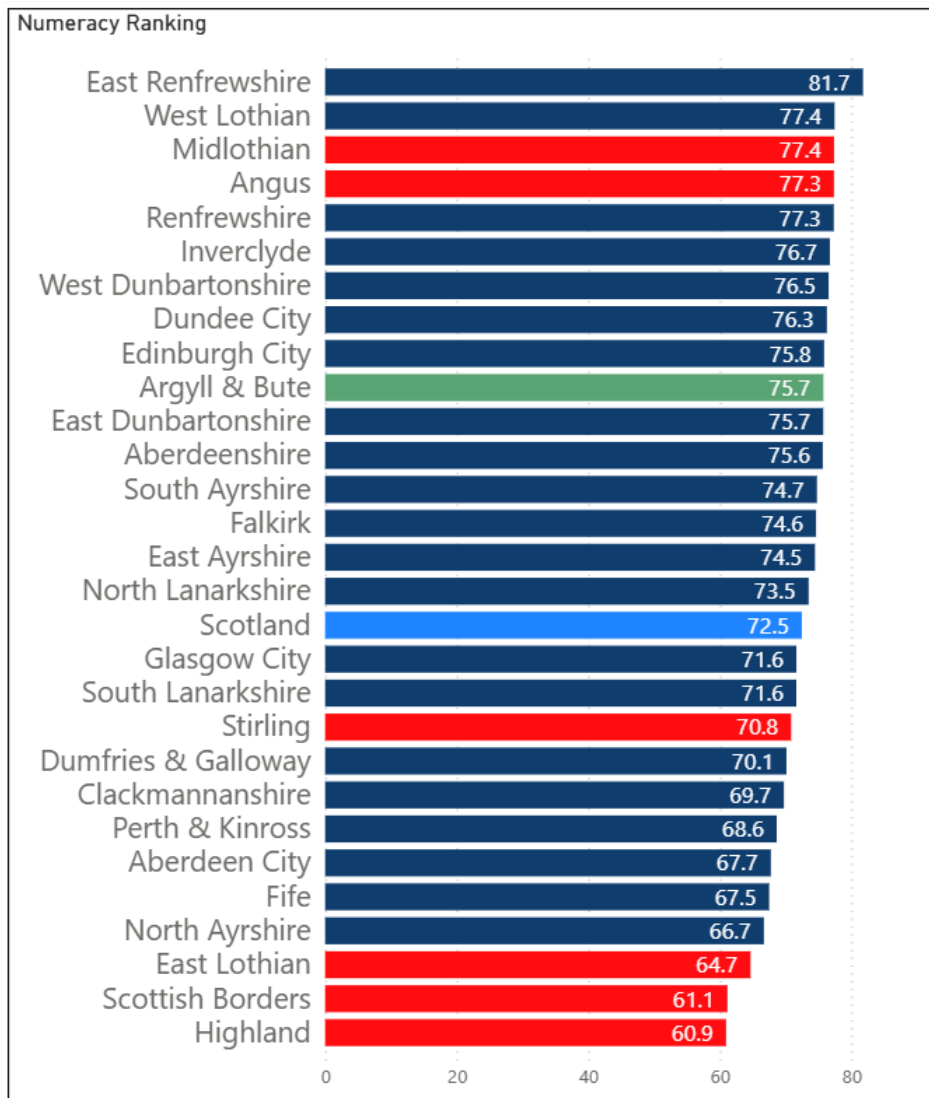


- Argyll and Bute places 7<sup>th</sup> nationally in this measure, with 69.5% of SIMD quintile 1 pupils achieving the expected level in Literacy. This marks an improvement of 1 place in the rankings from 2024 (8<sup>th</sup>)

- Argyll and Bute are ranked second in the LBGf family group in this measure and first in the quad. A figure for Moray is unavailable due to the suppression of data.

## Numeracy

The visual below shows the percentage of pupils who achieved the expected level in Numeracy. The visual is ordered largest to smallest.



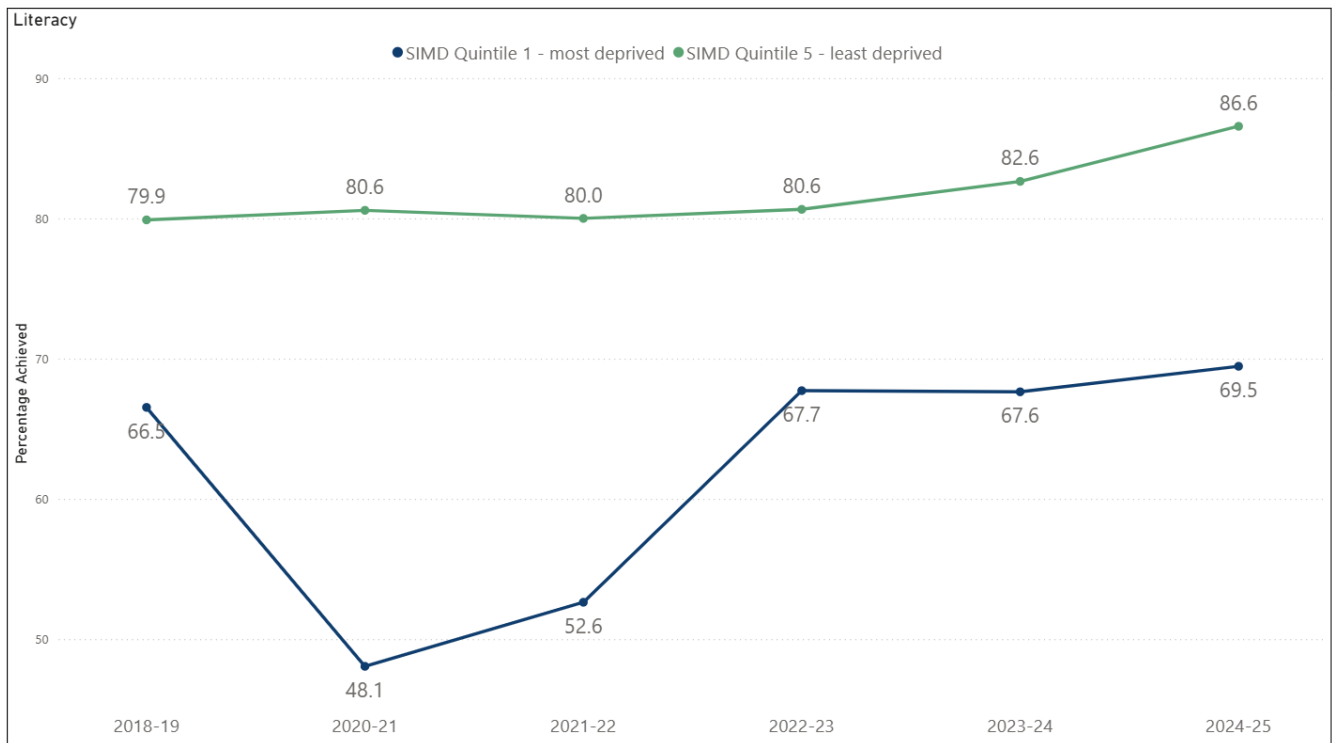
- Argyll and Bute places 10<sup>th</sup> nationally in this measure, with 75.7% of SIMD quintile 1 pupils achieving the expected level in Literacy. This marks an improvement of one place in the rankings against 2024 (11<sup>th</sup>)
- Argyll and Bute are ranked third in the LBGf family group and second in the Quad in this measure. A figure for Moray is unavailable due to the suppression of data.

# Argyll and Bute Attainment Gaps

To assess progress in attainment gaps, the P1, P4 and P7 combined measure has been used as it has the biggest sample of pupils from both Quintiles 1 and Quintiles 5. Nevertheless, numbers of both groups are relatively small and therefore open to variation. We should therefore exercise caution in how we interpret this data.

## Literacy

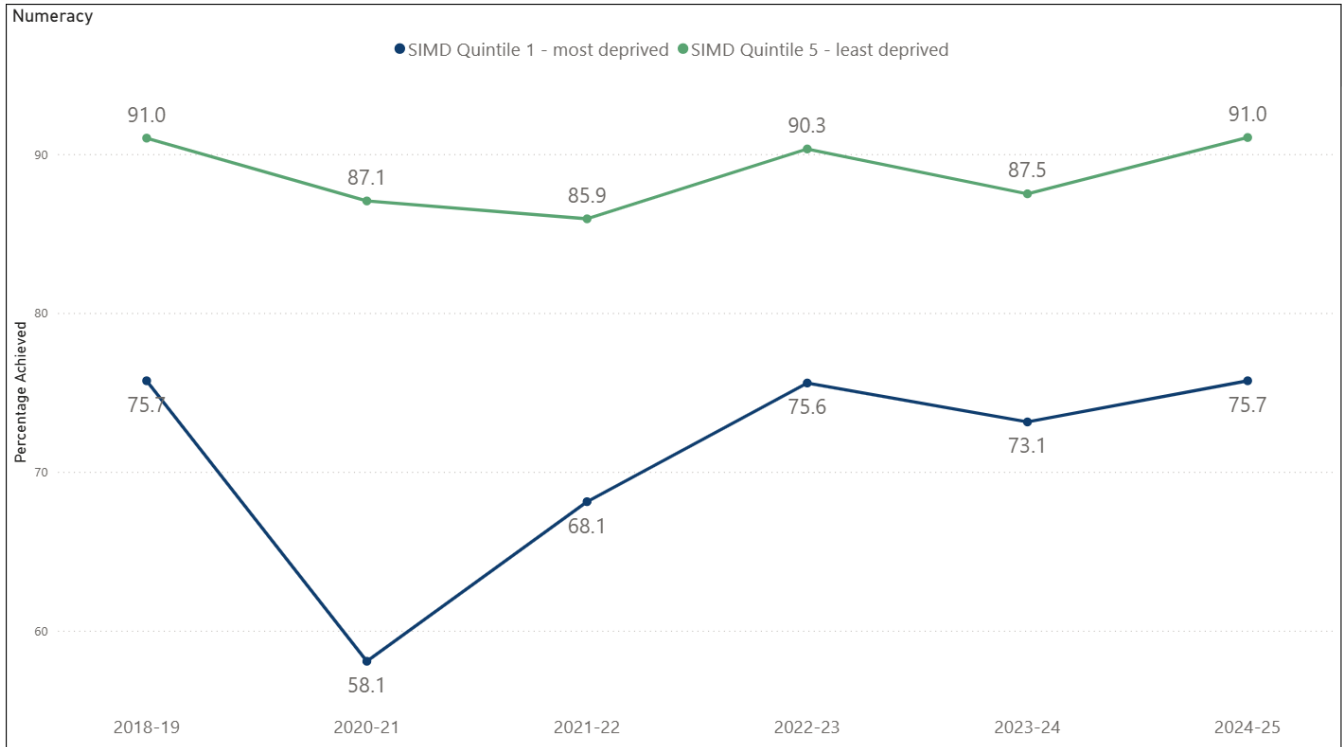
The visual below shows the progress over time of Quintile 1 and Quintile 5 pupils in Literacy:



- The performance of Quintile 1 pupils was **ahead of 2024**, marking a sustained increased on the 2021 and 2022 figures.
- Performance of Quintile 1 pupils is **ahead** of pre-pandemic performance and is the highest it has been over the period data is published (2016/17 onwards).
- The performance of Quintile 5 pupils is **ahead** of 2024 and marks an improvement on the last pre-pandemic session (2018/19).
- The attainment gap between Quintile 1 and 5 in Literacy was 17.1% points – a small **increase** on the 15.0% point gap that occurred in 2024. This occurred because Quintile 5 performance increased at a greater rate than Quintile 1 improvements.
- The attainment gap of 17.1% points remains a significant improvement on both 2021 (32.5% points) and 2022 (27.4% points)

# Numeracy

The visual below shows the progress over time of Quintile 1 and Quintile 5 pupils in Numeracy:



- The performance of Quintile 1 pupils was **ahead** of 2024 and continues to be significantly **ahead** of the 2021 and 2022 figures.
- Performance of Quintile 1 pupils is now **in line with** the final pre-pandemic session.
- The performance of Quintile 5 pupils is **ahead** of 2024 and is **in line with** the final pre-pandemic session.
- The attainment gap between Quintile 1 and 5 in Numeracy was 15.3% points – a small **increase** on the 14.4% point gap that occurred in 2024. This occurred because Quintile 5 performance increased at a greater rate than the improvements achieved by Quintile 1.
- The attainment gap of 15.3% points is a significant improvement on both 2021 (29.0% points) and 2022 (17.8% points)
- The 2025 attainment gap is now **in line** with the gap experienced in 2019.

## Argyll and Bute National Rankings

The table below provides an overview of Argyll and Bute's national ranking across all ACEL measures:

Stage	Curricular Area and National Ranking				
	1. Listening and Talking	2. Reading	3. Writing	4. Literacy	5. Numeracy
1. P1 (Early Level)	18	21	26	23	16
2. P4 (First Level)	20	16	20	20	16
3. P7 (Second Level)	23	19	27	29	24
4. P1, P4 and P7 combined	21	18	25	23	19
5. S3 (Level 3 or better)	18	21	21	21	8
6. S3 (Level 4)	14	12	12	12	9

- S3 Level 3 or better Numeracy is the highest ranked measure, placing 8<sup>th</sup> nationally. This is closely followed by S4 Level 4, which places 9<sup>th</sup> nationally.
- Nine of 30 measures place 16<sup>th</sup> or higher, meaning that Argyll and Bute places in the top half nationally for 30% of all ACEL measures.
- P7 Literacy is our worst ranked measure, placing 29<sup>th</sup> nationally. This is predominantly driven by performance in Writing, in which Argyll and Bute placed 27<sup>th</sup>. Writing at P1 also ranks relatively low, placing 26<sup>th</sup> nationally.

To provide context to the current year's data, the following table shows national rankings across the same measures in the 2021/22 session, as well as the change in ranking over this period:

Stage	2021/22 Curricular Area and National Ranking				
	1. Listening and Talking	2. Reading	3. Writing	4. Literacy	5. Numeracy
1. P1 (Early Level)	31	29	32	31	30
2. P4 (First Level)	32	29	31	30	28
3. P7 (Second Level)	27	26	28	28	25
4. P1, P4 and P7 combined	31	30	31	31	27
5. S3 (Level 3 or better)	20	18	19	21	22
6. S3 (Level 4)	23	24	24	18	19
Change from 21/22 to 24/25					
Stage	1. Listening and Talking	2. Reading	3. Writing	4. Literacy	5. Numeracy
1. P1 (Early Level)	13	8	6	8	14
2. P4 (First Level)	12	13	11	10	12
3. P7 (Second Level)	4	7	1	-1	1
4. P1, P4 and P7 combined	10	12	6	8	8
5. S3 (Level 3 or better)	2	-3	-2	0	14
6. S3 (Level 4)	9	12	12	6	10

- Of 30 measures, Argyll and Bute has improved its ranking in 26 (87%), with 1 ranking staying the same and 3 declining.
- In 2022, the highest ranked measure was S3 Level 3 or better Reading and S3 Level 4 Literacy, both of which placed 18<sup>th</sup>. In 2025, 11 measures were ranked 18<sup>th</sup> or higher.