

**EDUCATION PERFORMANCE DATA ANALYSIS 2020-21**

---

**1.0 EXECUTIVE SUMMARY**

- 1.1 The main purpose of this report is to provide an overview of key performance data and outcomes for all pupils across each of the ten secondary schools for session 2020-2021 using the local authority data available.
- 1.2 Due to restrictions on the use of Insight data this report does not include statistical analysis usually available at this time of year which would normally overview authority data and allow further comparison with virtual comparator and national data.
- 1.3 As well as presenting performance data relating to presentations for certificated subject awards in schools, the report also highlights the broad range of Wider Achievement awards gained by pupils across the authority, both in school and through work with partners.
- 1.4 It is recommended that the Community Services Committee:
- a) Notes that pupil performance and outcomes are based on teacher professional judgement based on a range of quality assured evidence, and not examination performance as the last formal SQA examination diet took place in 2019; and
  - b) Considers the contents of this report and Appendices attached.

---

**EDUCATION PERFORMANCE DATA ANALYSIS 2020-2021**

---

**2.0 INTRODUCTION**

- 2.1 The Council received SQA awards for all pupils entered for formal qualifications in session 2020/21 in August 2021. This provided comprehensive information on attainment performance for all presented pupils across each of the ten Argyll and Bute secondary schools.
- 2.2 Following the cancellation of the formal SQA examination diet due to Covid-19, schools submitted Provisional Results for each young person. These Provisional Results were based on teacher professional judgement which considered a wide range of candidate assessment evidence. All attainment evidence was subject to extensive moderation and quality assurance as detailed in the 2021 Alternative Certification Model (ACM), as published by the SQA.
- 2.3 The 2021 presentation pass rates at both school and authority level cannot be used for comparison with previous year's outcomes as different methods of determining grades have been used in each of the last three years.

**3.0 RECOMMENDATIONS**

- 3.1 It is recommended that the Community Services Committee:
- a) Notes that pupil performance and outcomes are based on teacher professional judgement based on a range of quality assured evidence, and not examination performance as the last formal SQA examination diet took place in 2019; and
  - b) Considers the contents of this report and Appendices attached.

**4.0 DETAIL**

- 4.1 Following the cancellation of the formal SQA examination diet due to Covid-19, schools submitted Provisional Results for each presentation. The provisional Results were then processed by SQA, without further adjustment, and awards allocated to candidates accordingly.

4.2 As presented to the Committee in August 2021, the SQA attainment results for pupils in academic year 2020-2021 are outlined in the following table:

Diet Year	Qualification Level	Argyll and Bute - A to C awards	National Average - A to C awards	Difference
2021	National 4	100.00%	86.1%	+13.9%
2021	National 5	87.33%	85.8%	+1.5%
2021	Higher	90.15%	87.3%	+2.9%
2021	Advanced Higher	91.41%	90.2%	+1.2%

- National 4 results are above the national outcome by 13.9%.
- National 5 results are above the national outcome by 1.5%.
- Higher results are above the national outcome by 2.9%.
- Advanced Higher results are above the national outcome by 1.2%.

The following table illustrates A-C presentation pass rates at school level across our secondary schools based on the 2021 Alternative Certification Model:

	CGS	DGS	HA	IHS	LJC	OHS	RJC	TAR A	TIHS	TO HS
<b>N4</b>	100%	100%	100%	100%	100%	100%	100%	100%	100%	100%
<b>N5</b>	85.2%	85.5%	90.3%	93.3%	92.7%	82.4%	86.2%	86.3%	72.5%	94.6%
<b>Higher</b>	91.1%	90.7%	89.9%	94.6%	90.3%	87.4%	89.3%	95.6%	78.6%	97.3%
<b>Adv H</b>	84.6%	90%	93.1%	90%	96%	89.8%	81.8%	100%	NP	100%

\* Data has been rounded to one decimal place

\* NP – Nil Presentations

#### Key to School abbreviations:

CGS	Campbeltown Grammar School	OHS	Oban High School
DGS	Dunoon Grammar School	RJC	Rothesay Joint Campus
HA	Hermitage Academy	TAR A	Tarbert Academy
IHS	Islay High School	TI HS	Tiree High School
LJC	Lochgilphhead Joint Campus	TO HS	Tobermory High School

#### Analysis:

- All 10 secondary schools maintained their 100% pass rate for National 4, outperforming the national average.
- Six of our secondary schools were above the 2021 national average for National 5 (85.8%).
- Nine of our secondary schools were above the 2021 national average for Higher (87.3%).
- Four of our secondary schools were above the 2021 national average

for Advanced Higher (90.2%). One school did not present at this level. It should be noted that statistical variance at Advanced Higher level must be carefully interpreted. For example, 100% pass rate can be as a result of one subject presentation resulting in a pass.

The paper can be accessed using the following link:

<https://www.argyll-bute.gov.uk/moderngov/documents/s177104/100821%20SQA%20Examination%20Awards%202021%2012082021%20Pre-Agenda%20Briefing%20of%20the%20Community%20Services%20Committee.pdf>

4.3 The following table details young people's successes in Wider Achievement awards across the authority:

<b>Wider Achievement Level</b>	<b>Entries</b>	<b>Awards</b>	<b>% Pass</b>
National 4	130	118	91%
SCQF 4	151	148	98%
<b>Total @ N4 or SCQF 4</b>	<b>281</b>	<b>266</b>	95%
<b> </b>			
National 5	206	190	92%
SCQF 5	407	370	91%
<b>Total @ N5 or SCQF 5</b>	<b>613</b>	<b>560</b>	91%
<b> </b>			
Higher	29	28	97%
SCQF 6	219	165	75%
<b>Total @Higher or SCQF 6</b>	<b>248</b>	<b>193</b>	78%
<b> </b>			
SCQF 7	34	34	100
<b>Total @ SCQF 7</b>	<b>34</b>	<b>34</b>	100
<b> </b>			
Other awards	14	14	100
<b>Total @ 'other'</b>	<b>14</b>	<b>14</b>	100
<b>Total – All Awards</b>	<b>1190</b>	<b>1067</b>	<b>90%</b>

- Wider Achievement awards were gained at SCQF levels 4-7.
- 90% of all entries in Wider Achievement gained an award.
- A total of 1067 Wider Achievement Awards were gained by young people in Argyll and Bute in 2020-21.
- Appendix one gives details of the types of Wider Achievement awards gained and their levels.

4.4 Appendix 1 provides detail of our performance outcomes within the following measures:

- Authority outcomes at National 5, Higher and Advanced Higher levels at A-C and A-D in relation to National figures and previous years' data;
- For each school, Breadth and Depth outcomes at A-C and A-D for National 5 and Higher in relation to Local Authority figures; and
- Details of all Wider Achievement qualifications and awards gained by young people in Argyll and Bute.

4.5 The Education Service will continue to take forward its programme of support and challenge with schools across the authority to secure further improvement in attainment and achievement outcomes for pupils.

## **5.0 CONCLUSION**

5.1 This report presents an overview of the key attainment performance data, and details outcomes for all pupils across the ten secondary schools for session 2020-2021 incorporating the authority's perspective on data received from SQA.

5.2 In 2021 the A-C pass rates for the young people in Argyll and Bute were above the national average in National 4, National 5 and Higher. The A-D pass rates were above the national average for all levels.

Central Officers are taking forward a programme of support and challenge with schools across the authority involving a range of actions and measures to support schools to secure further improvement in examination outcomes for pupils.

5.3 Heads of Service and Area Managers continue to meet regularly with Head Teachers to ensure appropriate levels of both scrutiny and collaboration around performance and securing positive outcomes for young people. This work is reinforced and enhanced by central staff through their involvement with national performance networks which allows them to share best practice with wider Local Authority colleagues.

5.4 Head Teachers will present individual school performance analysis using the data currently available, along with a wider holistic update at local area committees in December.

## **6.0 IMPLICATIONS**

6.1 **Policy:** This report links directly to Outcome 3 in the Argyll and Bute Single Outcome Agreement (Education Skills and Training Maximises Opportunities for All). OCTF: Key Objective 1; NIF: Priority 1

6.2 **Financial:** None

6.3 **Legal:** None

6.4 **HR:** None

6.5 **Fairer Scotland Duty:**

6.5.1 Equalities – None

6.5.2 Socio-economic Duty – None

6.5.3 Islands – Amendments to rezoning policy would apply to Island schools.

6.6 **Climate Change:** None

6.7 **Risk:** The performance of Argyll and Bute schools in national examinations can significantly enhance or detract from the Council's reputation and attractiveness as an area to work and live in.

6.8 **Customer Service:** This report provides elected Members with an overview of Service Performance.

**Douglas Hendry - Executive Director with responsibility for Education**

**Councillor Yvonne McNeilly – Policy Lead for Education**

**Louise Connor - Head of Service: Education – Learning and Teaching**

**Simon Easton - Education Manager: Senior Phase and 16 Plus**

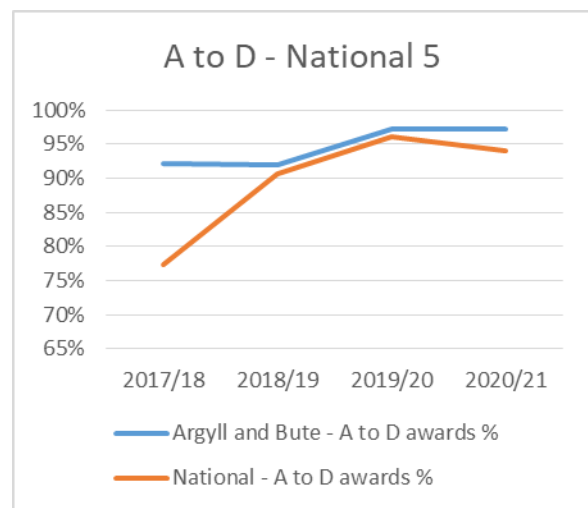
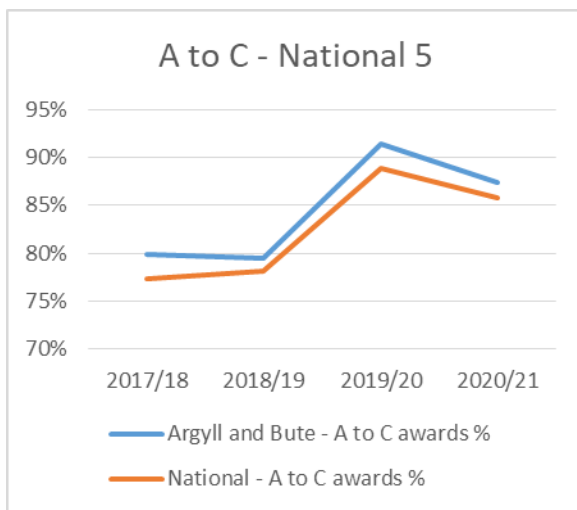
**Date: 11 November 2021**

## APPENDIX 1

### OUTCOMES IN NATIONAL QUALIFICATIONS – 2017-18 – 2021-22

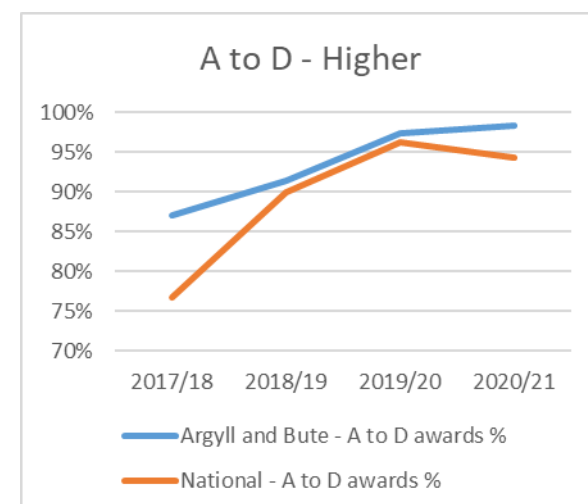
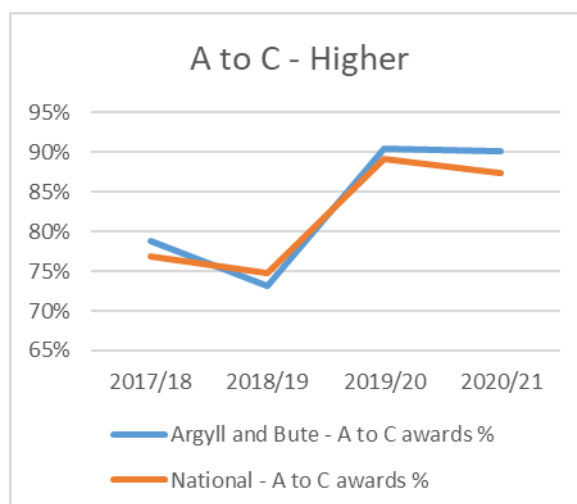
#### National 5:

National 5 A-C and A-D pass rates in Argyll and Bute remain greater than the national average. This continues the trend of the past four years.



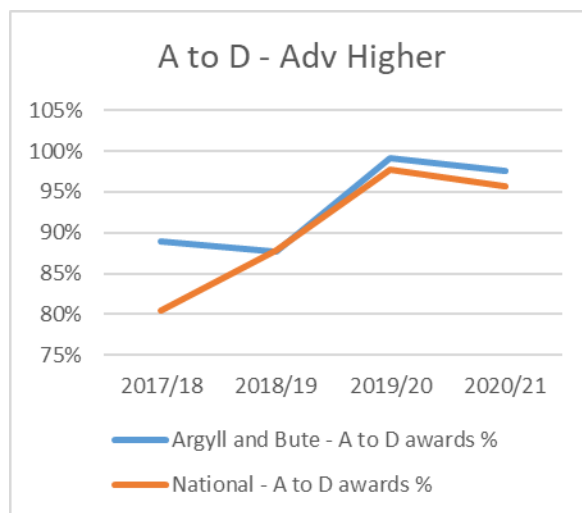
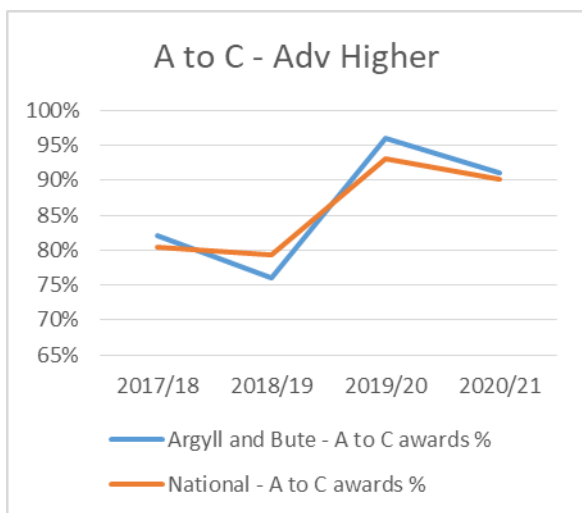
#### HIGHER

Higher A-C pass rates in Argyll and Bute remain at 90% in 2020-21, and have increased to 2.7% above the national average. A-D passes also remain above the national average.



## ADVANCED HIGHER

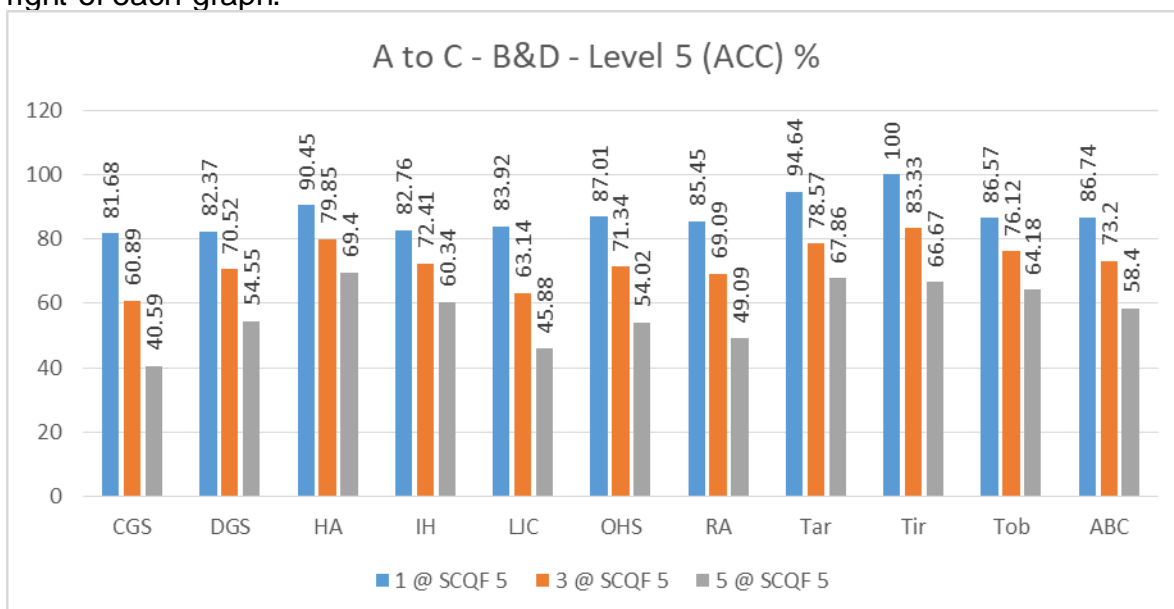
In Argyll and Bute, Advanced Higher A-C passes fell slightly in 2020-21 although remain just above the national average figure. Advanced Higher passes at A-D also fell marginally in 2020-21 although they remain above the National average figure.



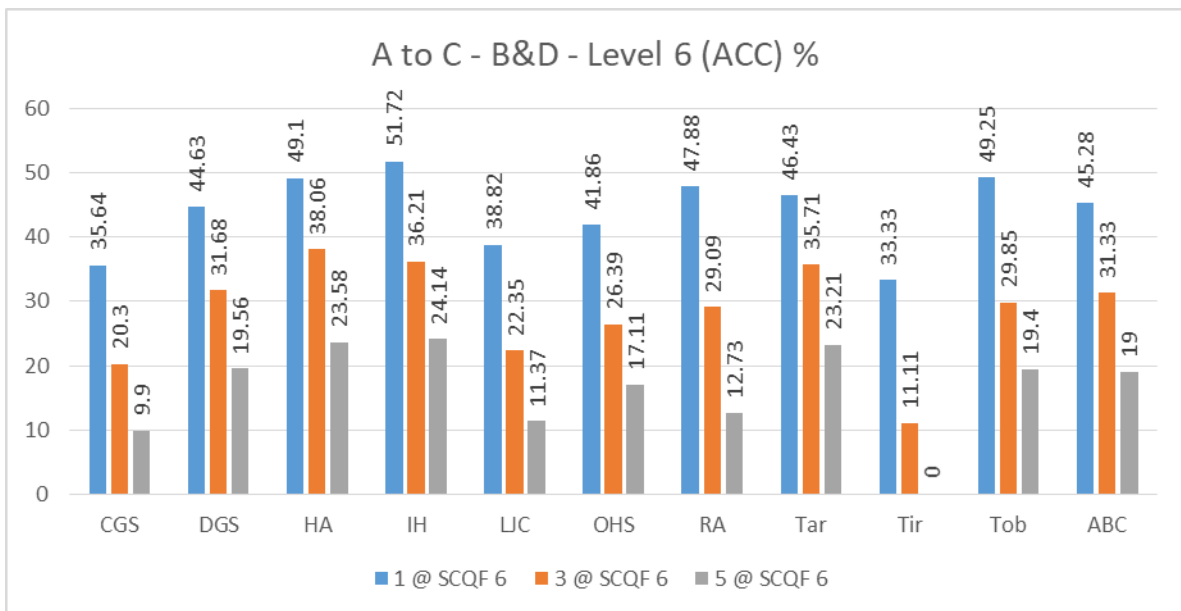
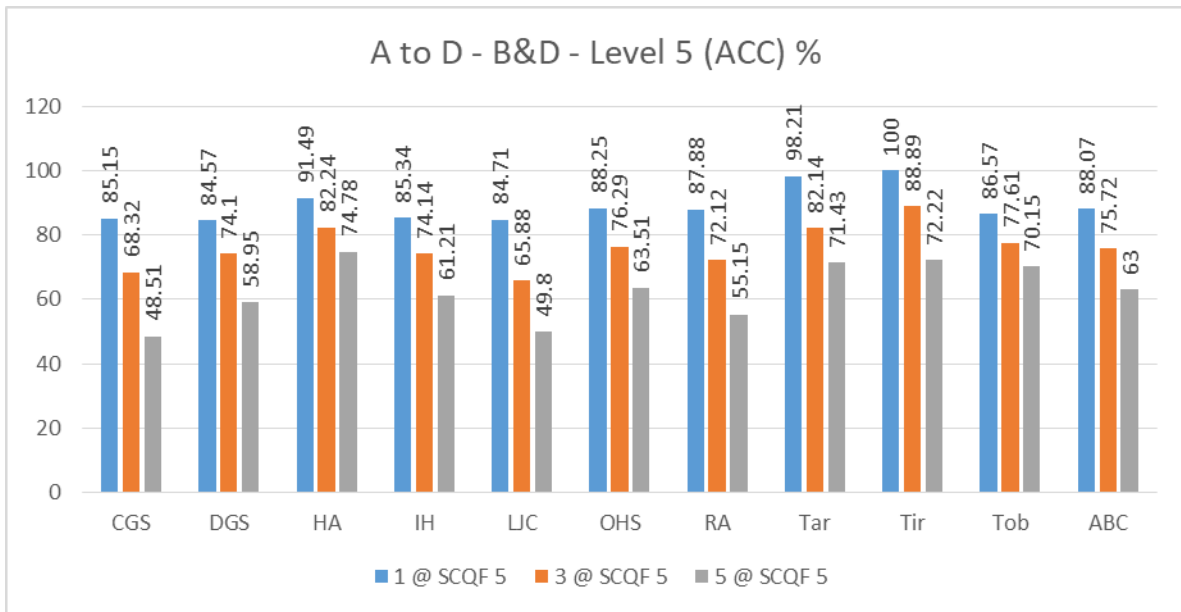
## 2020-21 – SCQF LEVELS 5 and 6 – Breadth and Depth

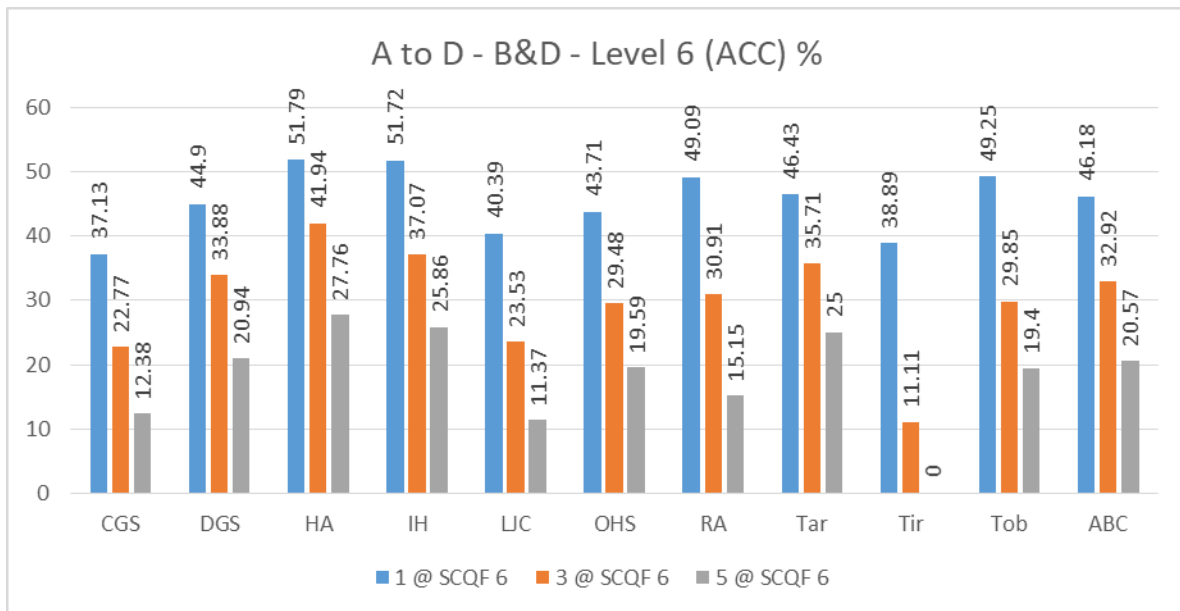
### Summary:

The graphs below demonstrate the percentage of young people in Argyll and Bute gaining 1, 3 and 5 qualifications at SCQF levels 5 and 6 (National 5 and Higher). They detail the individual schools, along with the Argyll and Bute average on the far right of each graph.







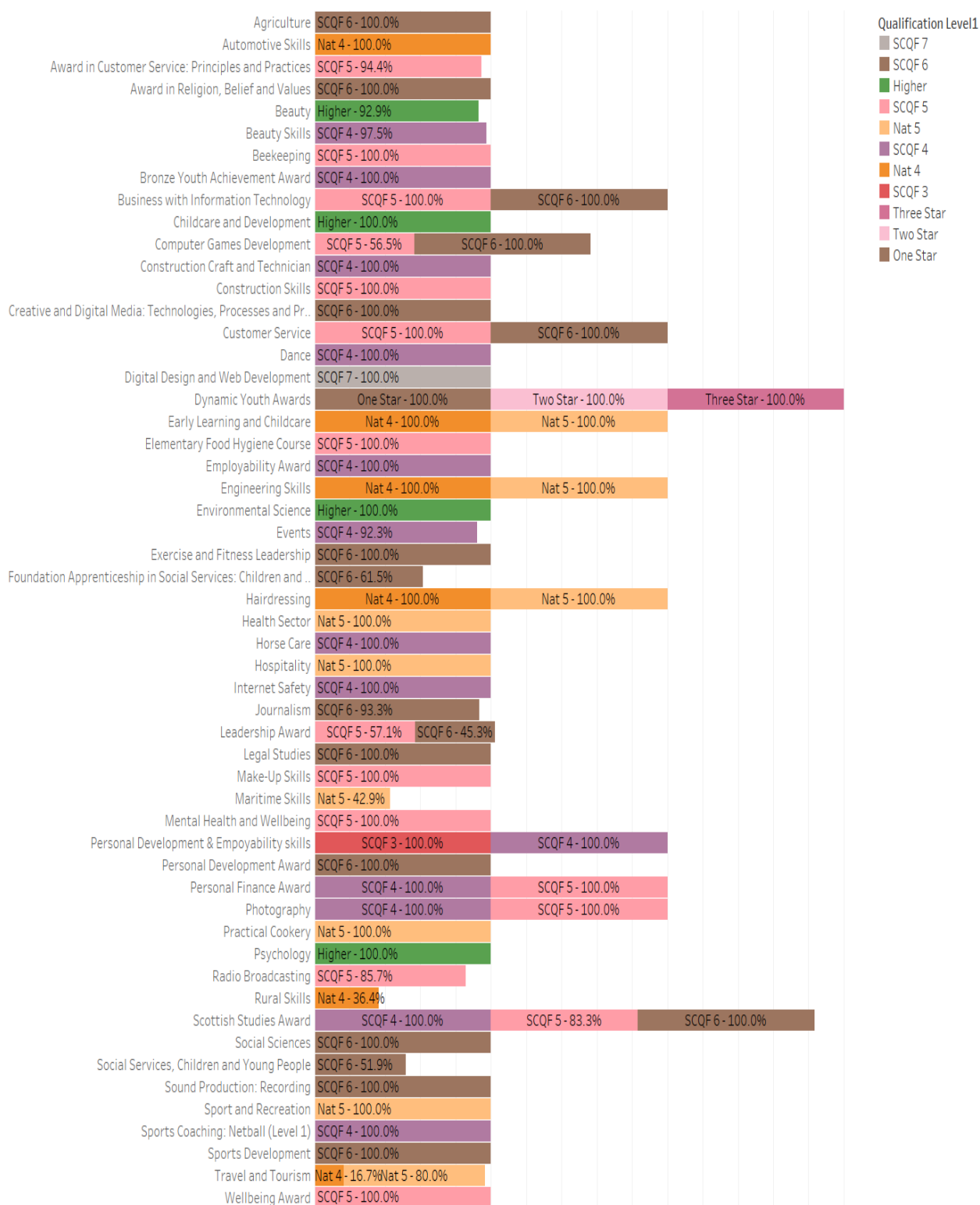


## Wider Achievement Awards

Argyll and Bute Council understands the importance of developing in children and young people the four capacities of Curriculum for Excellence – supporting them to be Successful Learners, Responsible Citizens, Effective Contributors and Confident Individuals. Participation in Wider Achievement Activities is one of the key ways of developing in learners the four capacities and skills for life, learning and work which will prepare them for successful, fulfilling lives. The associated qualifications also contribute to young people's overall certification and are recognised by employers and further and higher education.

The pandemic has had a limiting effect on the number and scope of wider achievement activities and qualifications undertaken. However, despite such barriers, young people across our secondary schools achieved a total of 1067 Wider Achievement awards, ranging from SCQF levels 4 to 7. The graph below details the range and levels of awards achieved.

## Wider Achievement Awards - Passed - 2021



## Appendix 2: Qualifications overview

<b>SCQF (Scottish Credit Qualifications Framework)</b>	<b>National Qualifications</b>
1 and 2	National 1 and National 2
3	National 3
4	National 4
5	National 5
6	Higher
7	Advanced Higher