

DATA SET FOR YOUNG PEOPLE IN ARGYLL & BUTE

SUSAN MACRAE – AREA MANAGER, SKILLS DEVELOPMENT SCOTLAND



IN AN EFFORT TO
STREAMLINE AND
SIMPLIFY THE
REPORTING
LANDSCAPE WE
HAVE 2 MAIN
PUBLICATIONS

- **Scottish Government Initial School Leaver Destinations** - Snap shot first Monday in October of every school leaver in Scotland, published on Scottish Government website and their Insight Platform [Link to SG Publication here](#)
- **Annual Participation Measure** - providing a picture of 16 to 19-year-olds in Scotland who were participating in education, training or employment between 1 April 2020 and 31 March 2021. Published on Skills Development Scotland [Link to APM here](#)

School Leaver Destinations & Insight

Changes to School Leaver Reporting – what you need to know

SDS no longer publish School Leaver Destination data but will focus on the Annual Participation Measure

The Scottish Government will now have sole responsibility for publishing School Leaver Destination statistics, on **Insight** and **Parentzone**

16+ Data Hub Report 1 is available daily with individual level data, comparing initial destination with 'live' current status within the **Insight leaver cohort**

All of these statistics are based on the same shared Opportunities for All data set (CSS), but are cut differently

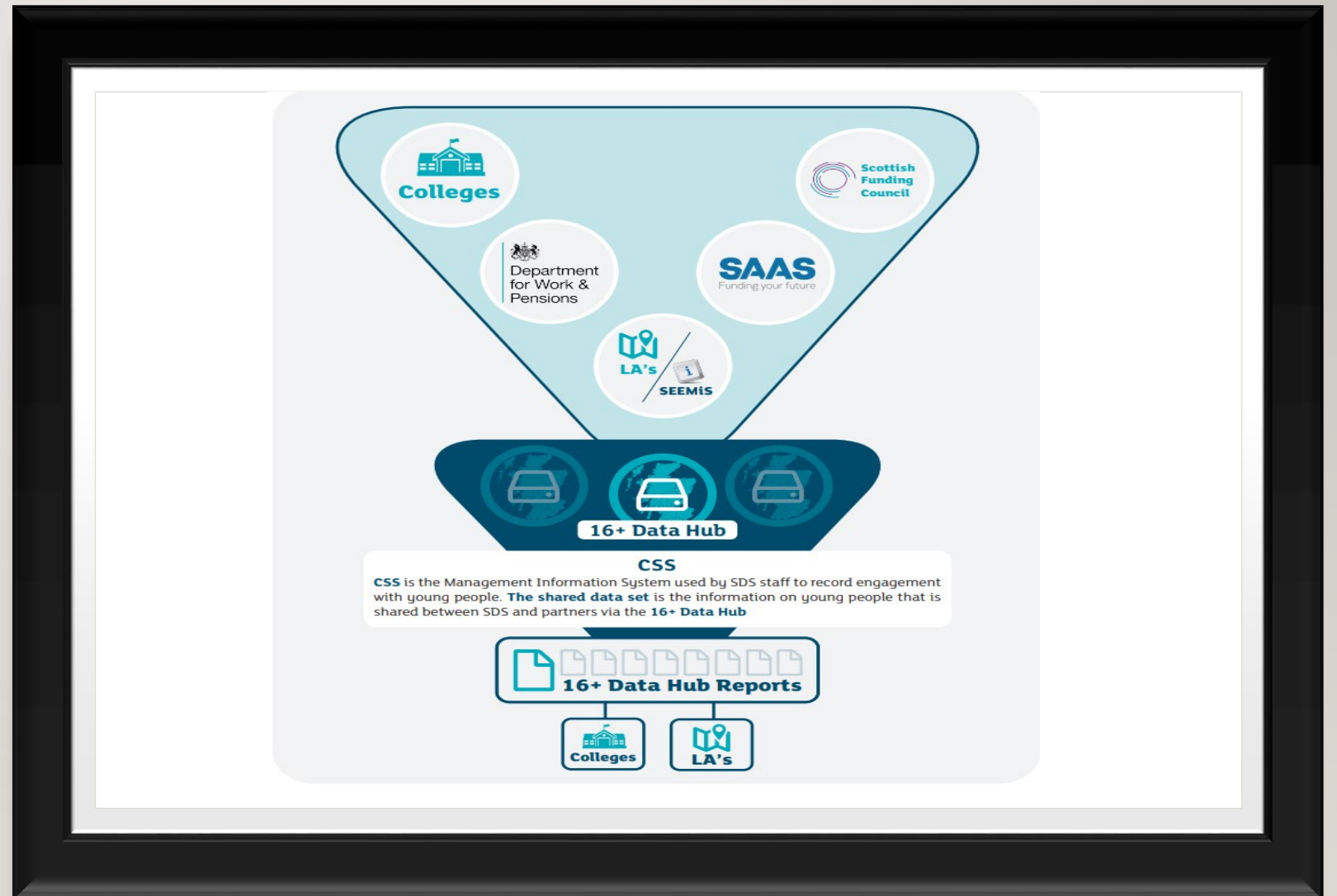
Prior to the Annual Participation Measure, School Leaver Destination Statistics were produced using different methodologies for multiple publications.

In an effort to 'simplify' and 'streamline' the reporting landscape, the Scottish Government are now solely responsible for publishing School Leaver Destinations.

Skills Development Scotland will no longer produce School Leaver Destinations, but will focus on the Annual Participation Measure.

In managing the Opportunities for All shared dataset, Skills Development Scotland supplies individual level data on the destinations of school leavers to the Scottish Government. This is used to populate **Insight**, which is used by schools to access their school leaver destination statistics and other data used for benchmarking; and **Parentzone**, where this information is available to parents and the general public. The Scottish Government also produce a short statistical publication on initial school leaver destinations.

DATA HUB



COHORT NUMBERS

* 2020/21 STILL TO BE
CONFIRMED BUT ROUGH
GUIDE



DESTINATION GROUPINGS



Table L2.1. Percentage of school leavers by initial destination and local authority, 2009/10 to 2019/20

Notes:

Scotland total includes grant-maintained schools.

In April 2011, the Scottish Government rolled out the use of Activity Agreements.

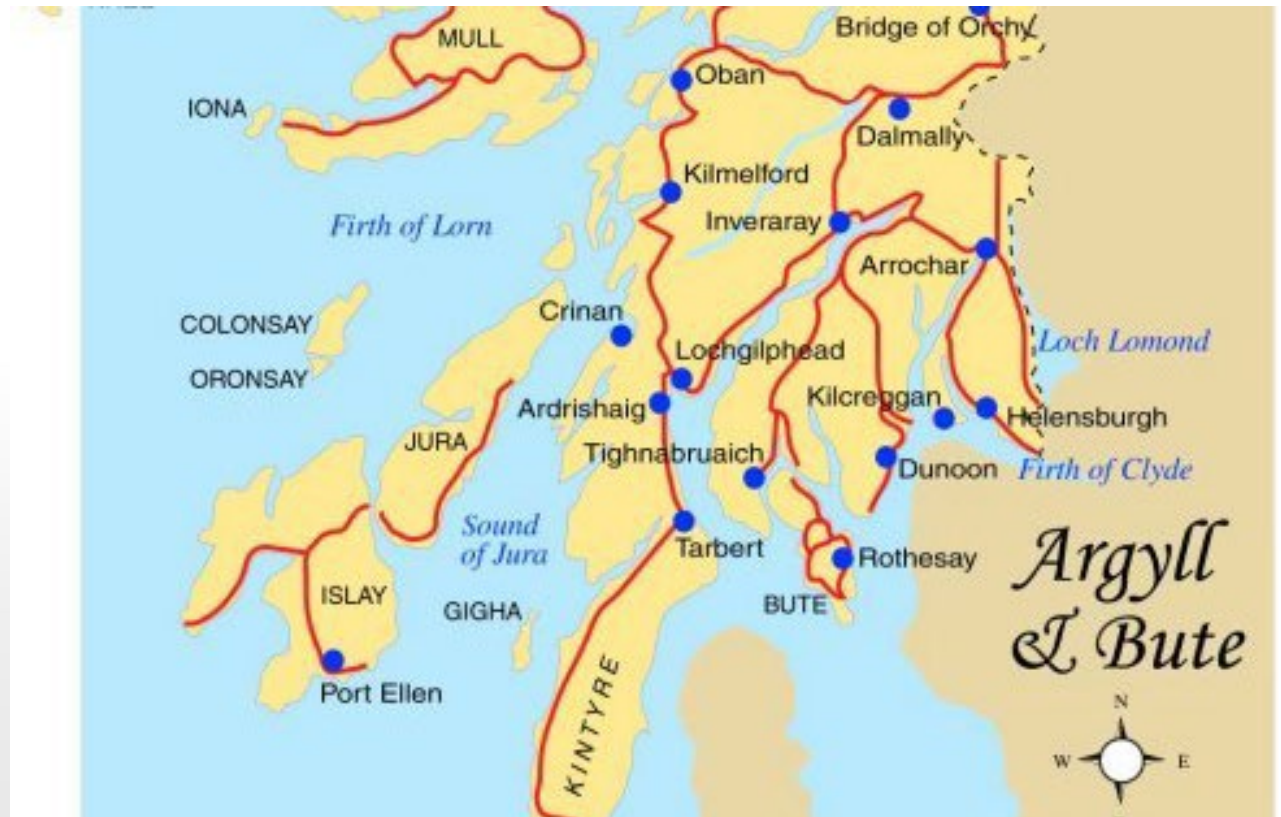
For 2018/19 onwards, support previously recorded as Activity Agreements is recorded in the Training category. For more information see section 7.3 of the main publication.

For information on how the coronavirus (COVID-19) pandemic has affected these statistics, see section 1.1 of the main publication.

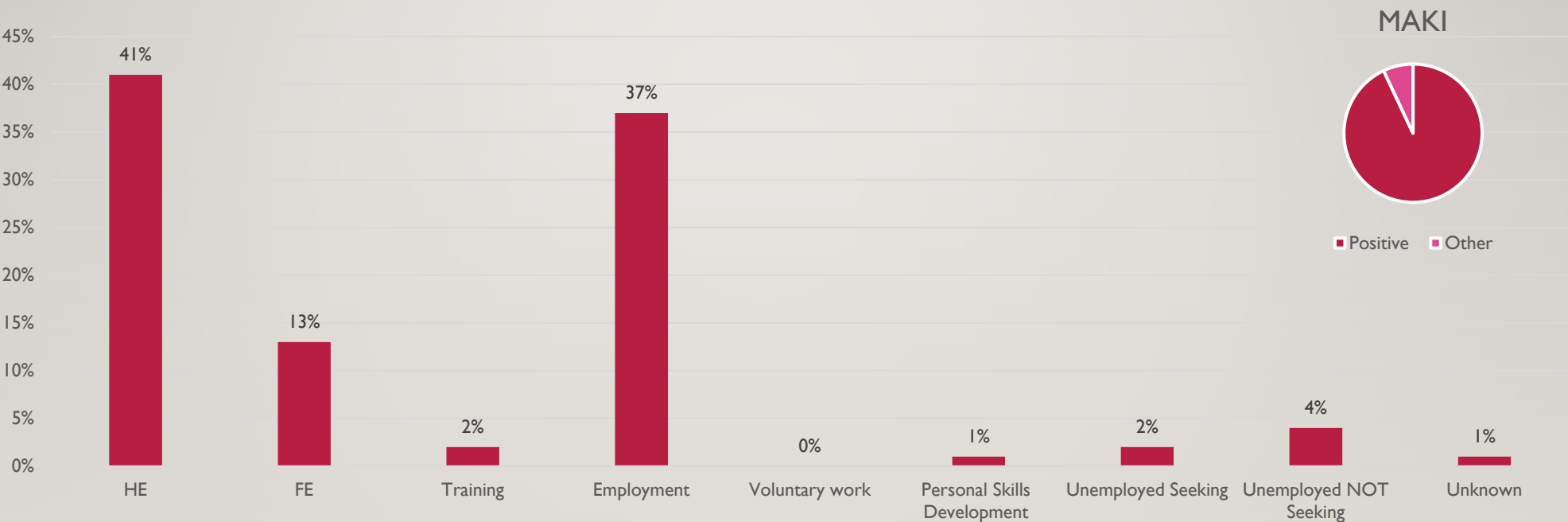
| Year | LA code | LA Name | Number of leavers | Positive Destination | Higher Education | Further Education | Training | Employment | Voluntary Work | Activity Agreement | Personal Skills Development | Unemployed Seeking | Unemployed Not Seeking | Unknown |
|---------|---------|---------------|-------------------|----------------------|------------------|-------------------|----------|------------|----------------|--------------------|-----------------------------|--------------------|------------------------|---------|
| 2019/20 | 130 | Argyll & Bute | 704 | 92.3 | 42.9 | 17.2 | 2.8 | 28.8 | * | n/a | * | 3.7 | * | * |
| 2018/19 | 130 | Argyll & Bute | 838 | 94.6 | 39.3 | 17.8 | 2.3 | 34.6 | 0.7 | n/a | - | 3.5 | * | * |
| 2017/18 | 130 | Argyll & Bute | 802 | 95.0 | 40.6 | 20.1 | 1.9 | 31.7 | 0.7 | - | - | 3.0 | * | * |
| 2016/17 | 130 | Argyll & Bute | 862 | 94.8 | 40.8 | 18.0 | 2.9 | 32.1 | * | * | * | 3.1 | * | * |
| 2015/16 | 130 | Argyll & Bute | 907 | 92.9 | 40.8 | 19.1 | 1.1 | 31.0 | * | * | * | 5.4 | 1.7 | - |

ARGYLL & BUTE – THE STORY SO FAR.....

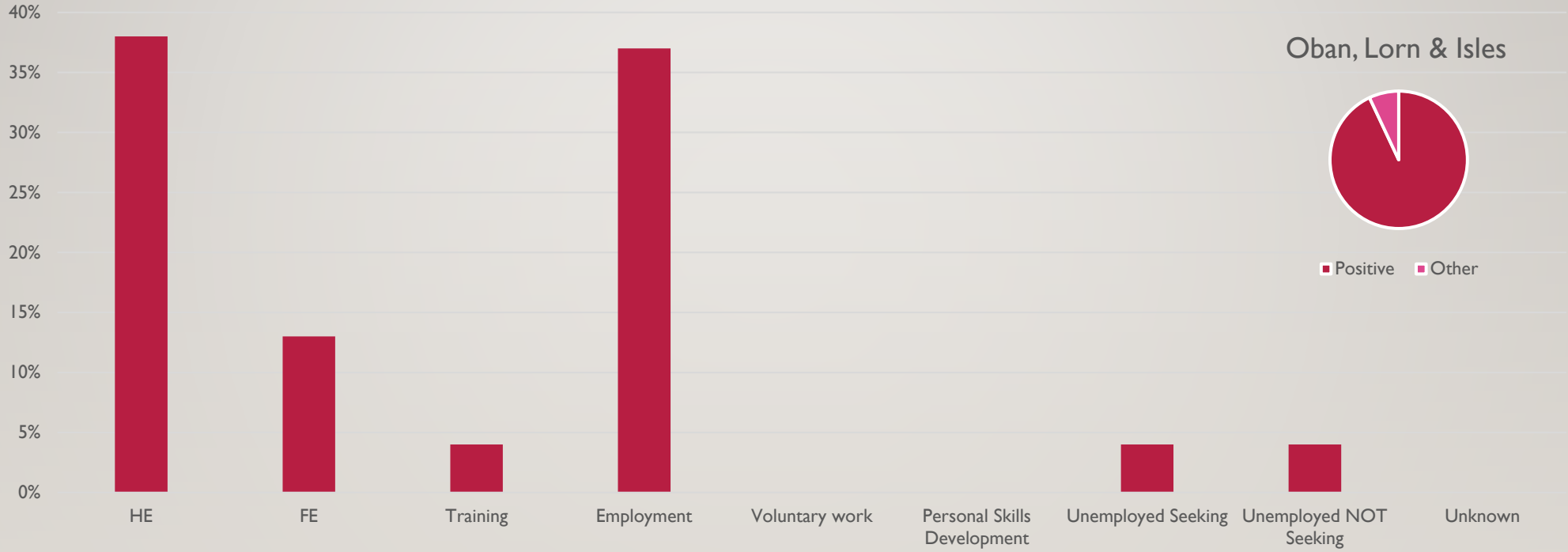
ARGYLL & BUTE, STORY SO FAR, LOCAL LEVELS



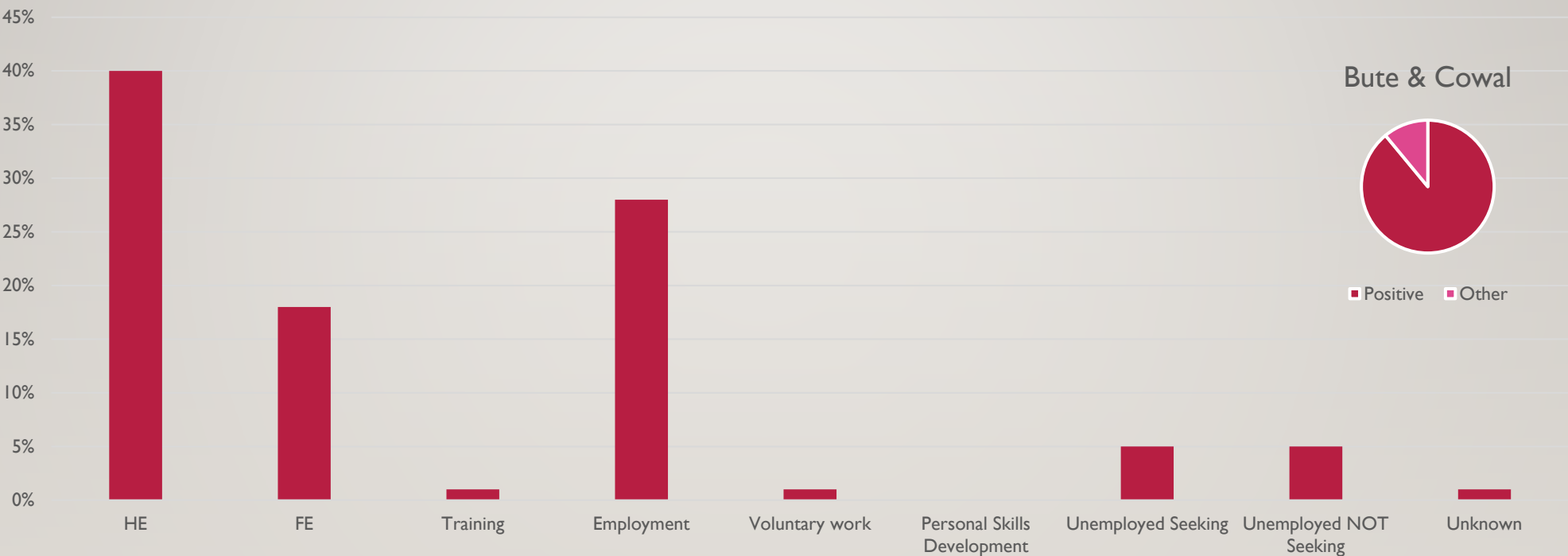
MAKI CPP AREA



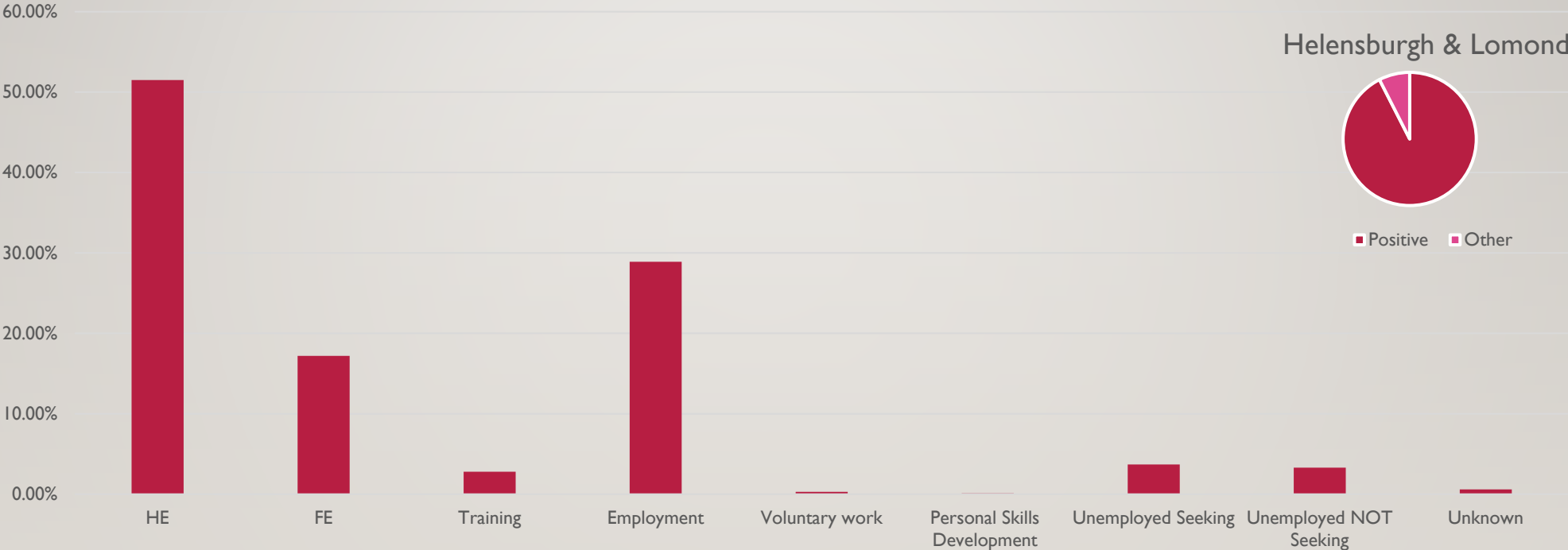
OBAN, LORN & ISLES CPP AREA



BUTE & COWAL CPP AREA



HELENSBURGH & LOMOND CPP AREA



ARGYLL & BUTE COMPARISON





The Annual Participation Measure

The combined data set, held on CSS, is used to produce the **Annual Participation Measure**. A statistical publication showing the “participation” of the 16-19 age group across an entire year, at a national and local authority level.

School Leaver Destinations

Annual Participation Measure

Participation Measure

Informs the National Performance Indicator
“to increase the proportion of young people in learning, training and work”

Methodology

The **Annual Participation Measure** measures the Status of a young person across an entire year (1st April – 31st March). Each status is allocated to one of three high level classifications, and the one with the greatest number of days is taken as their Annual Participation Measure status:

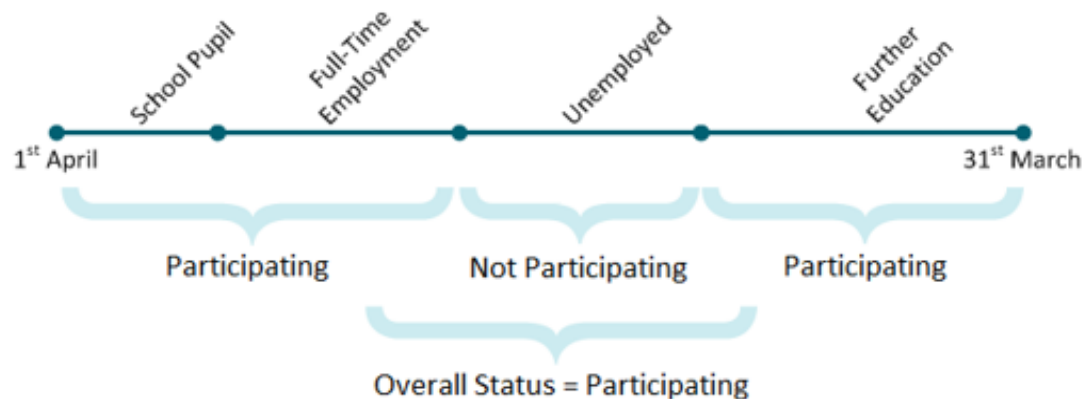
Participating

Not Participating

Unconfirmed

Continues terminology move from “destinations” to “participation”

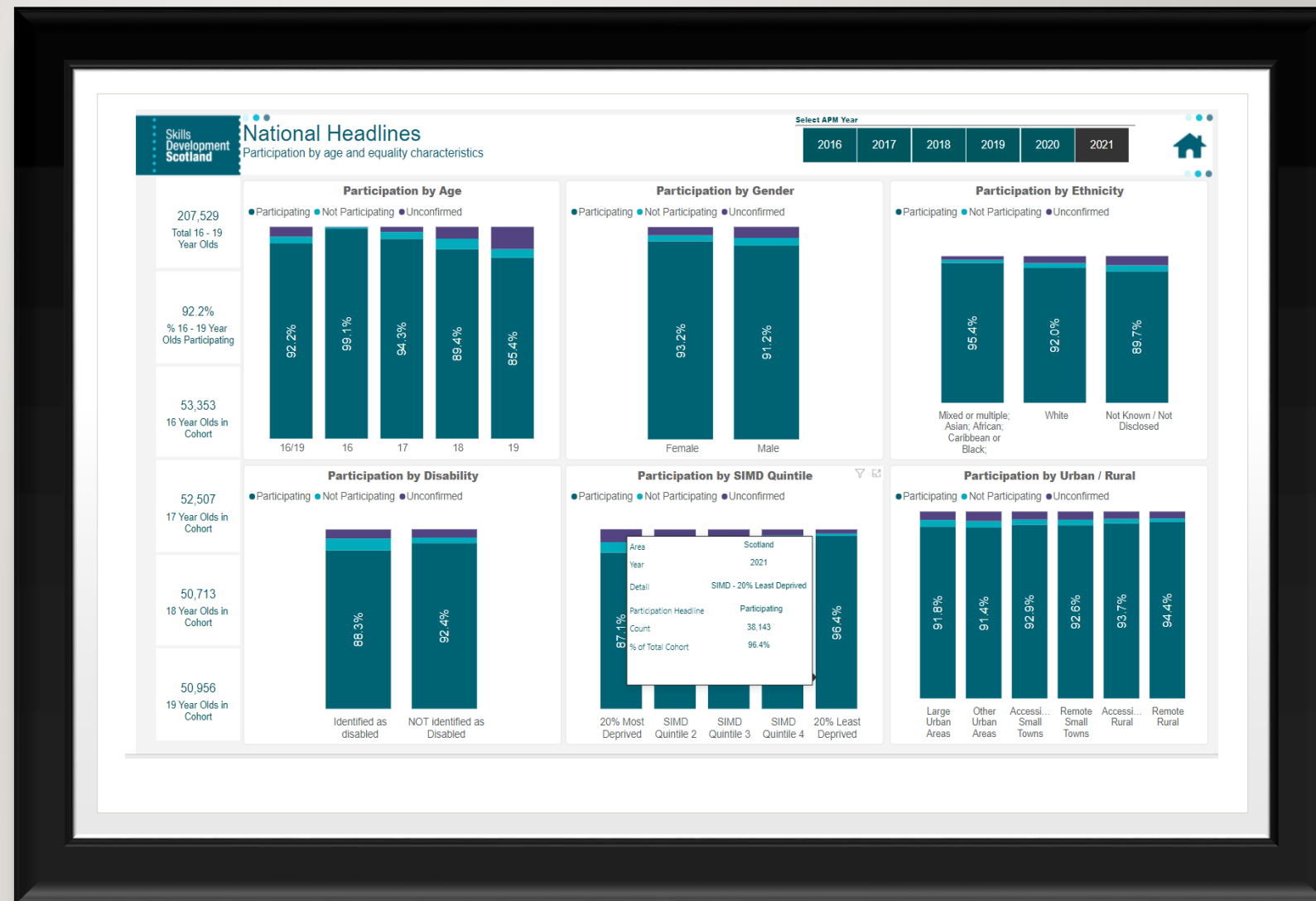
School Leaver Destinations reported only on school leavers, approx. **55,000** young people



The Participation Measure considers the entire 16-19 age cohort, approx. **200,000** young people

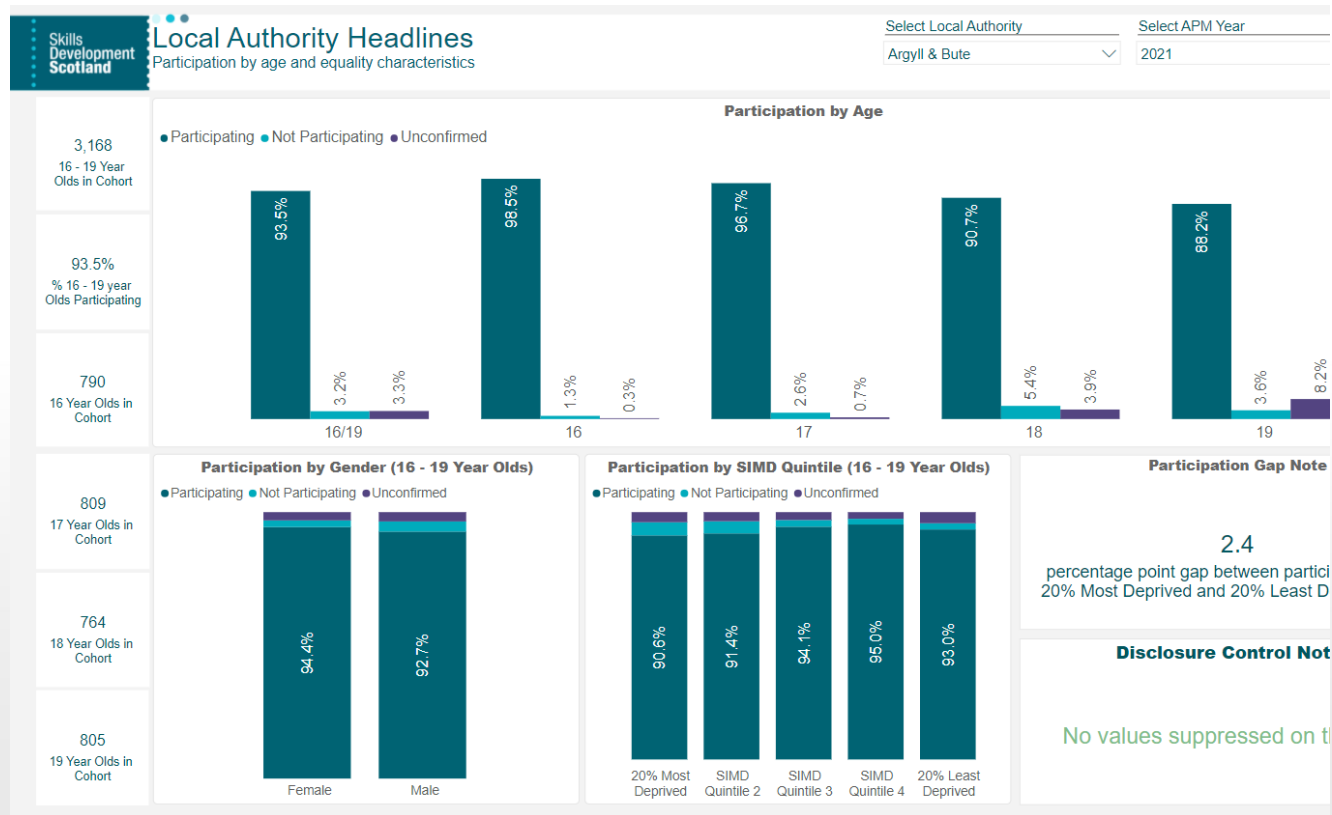
ANNUAL PARTICIPATION MEASURE SCOTLAND

[LINK TO APM HERE](#)



ANNUAL PARTICIPATION MEASURE ARGYLL & BUTE

[LINK TO APM HERE](#)



CURRENT TRENDS – NEXT DATA SET DUE FEB 22

**Smaller
leaver cohort**

**Higher
number of
unknowns**

QUESTIONS

