

Development and Economic Growth Scorecard – FQ2 2019/20

Development & Economic Growth Scorecard 2019-22

Scorecard owned by: Fergus Murray

Economic Growth Team Scorecard

Development Policy & Housing Team Scorecard

Transformational Projects & Regeneration Team Scorecard

Strategic Transportation & Infrastructure Team Scorecard

Development Management Team Scorecard

Building Standards Team Scorecard

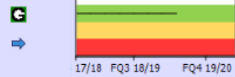
Regulatory Services Team Scorecard

Click here for Full Outcomes

Click here for Dev & Infrastructure Services Scorecard

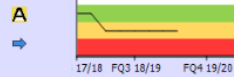
BO102: We Provide Support, Prevention And Opportunities To Help People Make Better Lifestyle Choices [DEG]

Success Measures



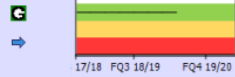
BO110: We Support Businesses, Employment And Development Opportunities [DEG]

Success Measures



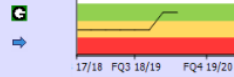
BO103: We Enable A Choice Of Suitable Housing Options [DEG]

Success Measures



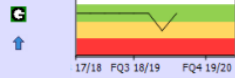
BO111: We Influence And Engage With Businesses And Policy Makers [DEG]

Success Measures



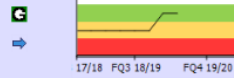
BO104: Our Communities Are Supported And Protected [DEG]

Success Measures



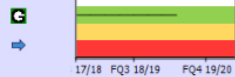
BO112: Argyll And Bute Is Promoted To Everyone [DEG]

Success Measures



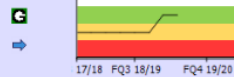
BO105: Our Natural And Built Environment Is Protected And Respected [DEG]

Success Measures



BO116: We Engage And Work With Our Customers, Staff And Partners [DEG]

Success Measures



Management Information

RESOURCES

People	Benchmark	Target	Actual	Status	Trend
Sickness absence DEG		2.4 Days	1.8 Days	G	↑
PDRs DEG		90 %	95 %	G	↓

Financial

	Budget	Forecast	Status	Trend
Finance Revenue totals DEG				
Capital forecasts - current year DEG				
Capital forecasts - total project DEG				

Financial reporting for FQ2 2019/20 is covered in the Financial Report presented at the Policy & Resources Committee on 17th December 2019

IMPROVEMENT

DEG Service Improvements 2017-20	Total No	Off track	On track	Complete	Status	Trend
Economic Development Audit Recommendations	0	0	1	0	→	→

	Overdue	Due in future	Future - off target
Economic Development Audit Recommendations	0	1	0

Health & Safety	Overdue	Rescheduled	Actions in Plan	Complete
Service H&S Plan Actions	0	0	4	4
H&S Investigation Actions	0	0	2	2

Customer Service DEG	Customer satisfaction	92 %	↑
Customer Charter	G Stage 2 Complaints	0 %	R ↓
Number of consultations	0 Stage 2 Complaints	0 %	G →


Development & Economic Growth Scorecard 2019-22

Scorecard owned by: **Fergus Murray**

[Click here
for Full
Scorecard](#)


BO102: We Provide Support, Prevention And Opportunities To Help People Make Better Lifestyle Choices [DEG]


Success Measure  →


	Actual	On track	
DEG102_01 [PR102_01]-Protecting health through the delivery of the formally approved JHPP			
	Target		
	Benchmark	On track	→

BO103: We Enable A Choice Of Suitable Housing Options [DEG]

Success Measure  →


	Actual	30	
DEG103_01 [PR103_01]-Number of new affordable homes completed per annum.			
	Target	30	↑
	Benchmark	75	


	Actual	62 %	
DEG103_02 [PR103_02]-The percentage of positive homeless prevention interventions [prevent 1]			
	Target	50 %	↑
	Benchmark	50 %	


	Actual	13	
DEG103_03 [PR103_03]- Number of empty properties brought back in use per annum_QUARTERLY DATA			
	Target	15	→
	Benchmark	15	

BO104: Our Communities Are Supported And Protected [DEG]

Success Measure  ↑

	Actual	86.9 %	
DEG104_01 [PR104_01]-Increase the % of broadly compliant food businesses as a result of our enforcement interventions			
	Target	85.0 %	↑
	Benchmark	87.0 %	


	Actual	87 %	
DEG104_02 [PR104_02]-Resolve public health service requests within 20 working days			
	Target	80 %	↓
	Benchmark		


	Actual	95	
DEG104_03 [PR104_03]-Undertake an enforcement intervention programme to high risk premises			
	Target	95	↑
	Benchmark		

BO105: Our Natural And Built Environment Is Protected And Respected [DEG]

Success Measure  →


	Actual	96.1 %	
DEG105_01 [PR105_01]-Respond to Building Warrant applications within 20 days			
	Target	80.0 %	↓
	Benchmark		


	Actual	2.3 Days	
DEG105_02 [PR105_02]-Respond to Completion Certificate applications within 10 days			
	Target	10.0 Days	↑
	Benchmark	14.0 Days	

	Actual	100.0 %	
DEG105_03 [PR105_03]-The percentage of our service users who are happy with our service[Building Standards]			
	Target	90.0 %	→
	Benchmark	90.0 %	

BO111: We Influence And Engage With Businesses And Policy Makers [DEG]


Success Measure  →


	Actual	92	
DEG111_01 [PR111_01]-Enforcement intervention is consistent and fair with businesses supported throughout			
	Target	80	↑
	Benchmark		


	Actual	Green	
DEG111_02 [ET111_01]-Achieve a fair allocation of the UK's Shared Prosperity.			
	Target	Green	→
	Benchmark	Green	

BO112: Argyll And Bute Is Promoted To Everyone [DEG]


Success Measure  →


	Actual	On track	
DEG112_01 [ET112_01]-Deliver the Dunoon CARS and Rothesay TH projects			
	Target	On track	→
	Benchmark	On track	


	Actual	On track	
DEG112_02 [ET112_02]-Deliver the Tarbet and Lochgilphead Regeneration Fund			
	Target	On track	→
	Benchmark	On track	


	Actual	On track	
DEG112_03 [ET112_03]-Deliver the Campbeltown CARS project			
	Target	On track	→
	Benchmark	On track	


BO110: We Support Businesses, Employment And Development Opportunities [DEG]


Success Measure  A →


	Actual	On track to revised plan	
DEG110_01 [ET110_01]-Deliver the Rural Growth Deal			
	Target	On track to revised plan	→
	Benchmark	On track to revised plan	


	Actual	611,981	
DEG110_02 [ET110_02]- Increase visitor numbers			
	Target	337,067	
	Benchmark		


	Actual	0 %	
DEG110_03 [ET110_03]-12 month survival rate of new businesses			
	Target	77 %	↓
	Benchmark	85 %	


	Actual	140	
DEG110_04 [ET110_04]-Number of existing businesses supported			
	Target	114	↑
	Benchmark	66	

	Actual	90	
DEG110_05 [ET110_05]-Number of new business start-ups supported [comprises of workshop attendees and/or advisory support]			
	Target	76	↑
	Benchmark	90	

	Actual	On track to revised plan	
DEG110_06 [PR110_01]-Maintain a Local Development Plan less than 5 years old			
	Target	On track	↓
	Benchmark	On track to revised plan	


	Actual	97.7 %	
DEG110_07 [PR110_02]-Achieve an above national average level of planning application approval rates			
	Target	95.0 %	↑
	Benchmark	94.0 %	

	Actual	On track	
DEG110_08 [PR110_03]-Maintain an effective five year supply of housing land demonstrated in a housing land audit			
	Target	On track	→
	Benchmark	On track	

	Actual	9.9 Wks	
DEG110_09 [PR110_04]-Determine 'All Local Planning Applications' within a time period no greater than 10% above the National Average			
	Target	10.0 Wks	↑
	Benchmark	9.4 Wks	

BO116: We Engage And Work With Our Customers, Staff And Partners [DEG]

Success Measure  →

	Actual	Green	
DEG116_01 [PR116_01]-Improve customer satisfaction and market the Building Standards service commercially to bec			
	Target	Green	→
	Benchmark	Green	

Development & Economic Growth Scorecard 2019-22

Scorecard owned by: **Fergus Murray**

[Click here
for Full
Scorecard](#)

BO102: We Provide Support, Prevention And Opportunities To Help People Make Better Lifestyle Choices [DEG]

Success
Measure



DEG102_01 [PR102_01]-Protecting health
through the delivery of the formally approved
JHPP

Actual

On track



Target

On track



Benchmark

Development & Economic Growth Scorecard 2019-22

Scorecard owned by: **Fergus Murray**

[Click here
for Full
Scorecard](#)

BO103: We Enable A Choice Of Suitable Housing Options [DEG]

Success
Measure



DEG103_01 [PR103_01]-Number of new
affordable homes completed per annum.

Actual	30
Target	30
Benchmark	75



DEG103_02 [PR103_02]-The percentage of
positive homeless prevention interventions
[prevent 1]

Actual	62 %
Target	50 %
Benchmark	50 %



DEG103_03 [PR103_03]- Number of empty
properties brought back in use per
annum_QUARTERLY DATA

Actual	13
Target	15
Benchmark	15



Development & Economic Growth Scorecard 2019-22

Scorecard owned by: **Fergus Murray**

[Click here
for Full
Scorecard](#)

BO104: Our Communities Are Supported And Protected [DEG]

Success
Measure



DEG104_01 [PR104_01]-Increase the % of broadly compliant food businesses as a result of our enforcement interventions

Actual	86.9 %
Target	85.0 %
Benchmark	87.0 %



DEG104_02 [PR104_02]-Resolve public health service requests within 20 working days

Actual	87 %
Target	80 %
Benchmark	



DEG104_03 [PR104_03]-Undertake an enforcement intervention programme to high risk premises

Actual	95
Target	95
Benchmark	



Development & Economic Growth Scorecard 2019-22

Scorecard owned by: **Fergus Murray**

[Click here
for Full
Scorecard](#)

B0105: Our Natural And Built Environment Is Protected And Respected [DEG]

Success
Measure



DEG105_01 [PR105_01]-Respond to Building
Warrant applications within 20 days

Actual

96.1 %



Target

80.0 %



Benchmark

DEG105_02 [PR105_02]-Respond to
Completion Certificate applications within 10
days

Actual

2.3 Days



Target

10.0 Days



Benchmark

14.0 Days

DEG105_03 [PR105_03]-The percentage of
our service users who are happy with our
service[Building Standards]

Actual

100.0 %



Target

90.0 %



Benchmark

90.0 %

Development & Economic Growth Scorecard 2019-22

Scorecard owned by: **Fergus Murray**

[Click here
for Full
Scorecard](#)

BO110: We Support Businesses, Employment And Development Opportunities [DEG]

Success
Measure

A



DEG110_01 [ET110_01]-Deliver the Rural Growth Deal	Actual On track to revised plan Target On track to revised plan Benchmark	On track to revised plan On track to revised plan	 	DEG110_06 [PR110_01]-Maintain a Local Development Plan less than 5 years old	Actual On track to revised plan Target On track Benchmark On track to revised plan	On track to revised plan On track On track to revised plan	
DEG110_02 [ET110_02]- Increase visitor numbers	Actual 611,981 Target 337,067 Benchmark			DEG110_07 [PR110_02]-Achieve an above national average level of planning application approval rates	Actual 97.7 % Target 95.0 % Benchmark 94.0 %		
DEG110_03 [ET110_03]-12 month survival rate of new businesses	Actual 0 % Target 77 % Benchmark 85 %		 	DEG110_08 [PR110_03]-Maintain an effective five year supply of housing land demonstrated in a housing land audit	Actual On track Target On track Benchmark On track		
DEG110_04 [ET110_04]-Number of existing businesses supported	Actual 140 Target 114 Benchmark 66		 	DEG110_09 [PR110_04]-Determine 'All Local Planning Applications' within a time period no greater than 10% above the National Average	Actual 9.9 Wks Target 10.0 Wks Benchmark 9.4 Wks		
DEG110_05 [ET110_05]-Number of new business start-ups supported [comprises of workshop attendees and/or advisory support]	Actual 90 Target 76 Benchmark 90		 				

Development & Economic Growth Scorecard 2019-22

Scorecard owned by: **Fergus Murray**

[Click here
for Full
Scorecard](#)

B0111: We Influence And Engage With Businesses And Policy Makers [DEG]

Success
Measure



DEG111_01 [PR111_01]-Enforcement
intervention is consistent and fair with
businesses supported throughout

Actual

92



Target

80



Benchmark

DEG111_02 [ET111_01]-Achieve a fair
allocation of the UK's Shared Prosperity.

Actual

Green



Target

Green



Benchmark

Green

Development & Economic Growth Scorecard 2019-22

Scorecard owned by: **Fergus Murray**

[Click here
for Full
Scorecard](#)

B0112: Argyll And Bute Is Promoted To Everyone [DEG]

Success
Measure



DEG112_01 [ET112_01]-Deliver the Dunoon CARS and Rothesay TH projects	Actual	On track	
	Target	On track	
	Benchmark	On track	
DEG112_02 [ET112_02]-Deliver the Tarbet and Lochgilphead Regeneration Fund	Actual	On track	
	Target	On track	
	Benchmark	On track	
DEG112_03 [ET112_03]-Deliver the Campbeltown CARS project	Actual	On track	
	Target	On track	
	Benchmark	On track	

Development & Economic Growth Scorecard 2019-22

Scorecard owned by: **Fergus Murray**

[Click here
for Full
Scorecard](#)

BO116: We Engage And Work With Our Customers, Staff And Partners [DEG]

Success
Measure



DEG116_01 [PR116_01]-Improve customer
satisfaction and market the Building Standards
service commercially to bec

Actual

Green



Target

Green



Benchmark

Green