

Education Scorecard 2017-20

Scorecard owned by: **Anne Paterson**

FQ2 18/19

Click here for Full Outcomes

School Support Team Scorecard

Opportunities For All Team Scorecard

Quality Improvement Team Scorecard

Psychological Services Team Scorecard

Early Years Team Scorecard

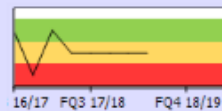
Adult Learning and Community Development

Click here for Community Services Scorecard

BO16 We wholly embrace our Corporate Parenting responsibilities [ED]

Aligns to ABOIP Outcome No. 4

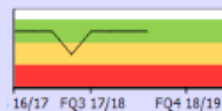
Success Measure **A** →



BO17 The support needs of children and their families are met [ED]

Aligns to ABOIP Outcome No. 4

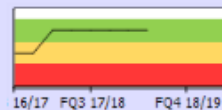
Success Measure **G** →



BO18 Improved lifestyle choices are enabled [ED]

Aligns to ABOIP Outcome No. 4

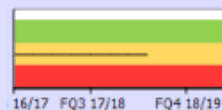
Success Measure **G** →



BO19 All children and young people are supported to realise their potential [ED]

Aligns to ABOIP Outcome No. 3

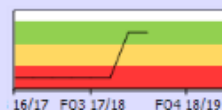
Success Measure **A** →



BO21 Our young people participate in post-16 learning, training or work [ED]

Aligns to ABOIP Outcome No. 3

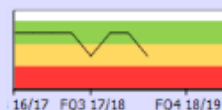
Success Measure **G** →



BO22 Adults are supported to realise their potential [ED]

Aligns to ABOIP Outcome No. 3

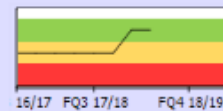
Success Measure **A** ↓



BO24 Waste is disposed of sustainably [ED]

Aligns to ABOIP Outcome No. 3

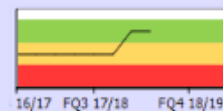
Success Measure **G** →



BO27 Infrastructure and assets are fit for purpose [ED]

Aligns to ABOIP Outcome No. 3

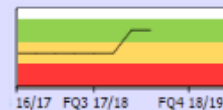
Success Measure **G** →



BO28 Our processes and business procedures are efficient, cost effective and compliant [ED]

Aligns to ABOIP Outcome No. 3

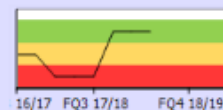
Success Measure **G** →



BO30 We engage with our customers, staff and partners [ED]

Aligns to Council Outcome MIH

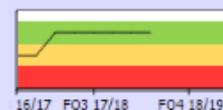
Success Measure **G** →



BO31 We have a culture of continuous improvement [ED]

Aligns to Council Outcome MIH

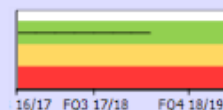
Success Measure **G** →



BO32 Our workforce is supported to realise its potential [ED]

Aligns to Council Outcome MIH

Success Measure **G** →



Management Information

RESOURCES

People	Benchmark	Target	Actual	Status	Trend
Sickness absence [LGE]		2.1 Days	1.3 Days	G	↑
Sickness absence [teachers]		1.5 Days	1.1 Days	G	↑
PRD's ED		90 %	70 %	R	↑

Financial	Budget	Forecast	Status	Trend
Finance Revenue totals ED	£K 76,833	£K 77,163	A	↓
Capital forecasts - current year ED				
Capital forecasts - total project ED				

IMPROVEMENT

ED Service Improvements 2017-20	Total No	Off track	On track	Complete	Status	Trend
ED Service Improvements 2017-20	6	2	2	2	A	↓
Education Audit Recommendations	0	5	0	0		

Health & Safety	Overdue	Rescheduled	Actions in Plan	Complete
Service H&S Plan Actions	0	1	8	4
H&S Investigation Actions				

Customer Service ED	Customer satisfaction
Customer Charter	Stage 1 Complaints G
Number of consultations	0 Stage 2 Complaints R